

Region One Boys & Girls Basketball Tournament

2011 Event Settlement

Revenue - Gate Receipts

Ticket Sales - Girls \$ 28,060.00
 Ticket Sales - Boys \$ 55,748.00

Total Revenue \$ 83,808.00

Ticket Sales Girls \$ 28,060.00
 Sponsorship Revenue Boys \$ 55,748.00
 (70% to KHSAA) \$2,990.64 \$2,990.64

Total Revenue \$31,050.64 \$58,738.64

Expenses

RSEC Flat Fee \$ (17,500.00)
 Trophies \$ (560.95)
 Officials \$ (4,704.11)

Refreshments - Pairings Party \$ (203.50)

Total Expenses \$ (22,968.56)

NET GATE RECEIPTS FROM TOURNAMENT \$ 60,839.44

Expenses

RSEC Flat Fee (\$4,574.00) (\$12,926.00) *break-up agreed by MSU and Region 1
 Trophies (\$280.48) (\$280.48)
 Officials (\$2,004.90) (\$2,669.20)

Refreshments - Pairings Party (\$101.75) (\$101.75)

Total Expenses (\$6,961.13) (\$15,977.43)

NET GATE RECEIPTS FROM TOURNAMENT \$24,089.51 \$42,761.21

Regional Champs (5%) \$1,204.48 \$2,138.06

Net gate minus 5% \$22,885.04 \$40,623.15

50% of "Net Gate minus 5%" \$11,442.52 \$20,311.58

1/16 share of "50% of Net Gate minus 5%" to each team in the region \$715.16 \$1,269.47

1/8 share of "50% of Net Gate minus 5%" to each team who played in the region \$1,430.31 \$2,538.95

Sponsorship

Revenue \$ 14,260.00

Off the Top Expenses: Food \$ (2,287.50)

Banner \$ (159.00)

Sales Commission \$ (2,852.00)

Video Board Operator \$ (350.00)

Dan Hudson Re-Imburse Food Walmart \$ (66.82)

Net Sponsor Pool \$ 8,544.68

70% to KHSAA \$ 5,981.28

30% to RSEC \$ 2,563.40

TOTAL DUE KHSAA (GATE + SPONSORSHIP) \$ 66,820.72

Girls Payouts:

Regional Winner:

Calloway Co. \$3,349.95

Regional participants:

Ballard Memorial \$2,145.47
Carlisle Co. \$2,145.47
Hickman Co. \$2,145.47
Lone Oak \$2,145.47
Murray High \$2,145.47
Paducah Tilghman \$2,145.47
St. Mary \$2,145.47

Non participants in regional tournament:

CCA \$715.18
Fulton City \$715.16
Fulton County \$715.16
Graves Co. \$715.16
Heath \$715.16
Marshall Co. \$715.16
Mayfield \$715.16
Reidland \$715.16

CHECK: \$24,089.51

Boys Payouts:

Marshall Co. \$5,946.48

Ballard Memorial \$3,808.42
Calloway Co. \$3,808.42
Carlisle Co. \$3,808.42
Fulton Co. \$3,808.42
Graves Co. \$3,808.42
Heath \$3,808.42
Paducah Tilghman \$3,808.42

CCA \$1,269.47
Fulton City \$1,269.47
Hickman Co. \$1,269.47
Lone Oak \$1,269.47
Mayfield \$1,269.47
Murray \$1,269.47
Reidland \$1,269.47
St. Mary \$1,269.47

CHECK: \$42,761.21



KHSAA Regional Basketball Tournament Financial Report
 (return one copy to KHSAA by published deadlines. File separate reports if Girls and Boys
 Tournaments are held separately)

KHSAA Form BK106
Rev. 01/06

REGION # 2 BOYS x or GIRLS _____ HELD AT Hopkinsville High School March 2-8

Part A	REVENUE ITEMS	Price(s)	Receipts	Totals
	Ticket Sales	\$6.00	\$25049.00	
	Broadcasting		x	
	Sponsorship		\$ 1500.00	
	TOTAL REVENUE (1)			\$26549.00
Part B	EXPENSE ITEMS		Expenses	
	Game Officials		\$1694.80	
	Trophies		604.54	
	Travel for Participating Teams		1184.00	
	Other Itemized Expenses approved in advance by majority vote of schools in tournament (provide separate listing or list on back of this form)		\$10152.12	
	TOTAL EXPENSES (2)			\$13635.46
Part C	Net Profit (Part A (1) minus Part B (2) total)			\$12913.54
Part D	Allowance to Host School - Maximum 15% for rental and incidental expenses unless otherwise approved by majority vote		\$1434.84	
Part E	Profit Subject to Division by Schools (Part C minus Part D)			\$11478.70
Part F	Amount set aside for non participating schools by vote of ALL schools per Constitution Article VII, Section 2		x	
Part G	Amount to be Divided Among Participating Schools (Part E minus Part F)			\$11478.70

LIST BELOW INDIVIDUAL AMOUNTS FOR REGIONAL TOURNAMENT NET PROFITS FROM PART E ABOVE, NOT INCLUDING TRAVEL EXPENSES

School	Amount	School	Amount	School	Amount
Livingston Cent	1434.8	Madisonville N	1434.8		
Lyon County	1434.8	Hopkins C. Centr	1434.8		
Henderson Co.	1434.8	Christian Co.	1434.8		
Union Co.	1434.8	UHA	1434.8		

PAID ATTENDANCE BY SESSIONS (Tickets Sold NOT money received)

BOYS		GIRLS		COMBINED	
Session	Paid	Session	Paid	Session	Paid
1	856				
2	752				
3	1458				
4	1108				
5					
6					
7					
Total	4174	Total		Total	

**** NOTE ** IF ANY OTHER PLAN FOR THE DIVISION OF TOURNAMENT RECEIPTS IS USED, A MAJORITY VOTE OF THE PARTICIPATING SCHOOLS MUST BE OBTAINED, DOCUMENTED, AND SENT TO THE KHSAA.**

Keith Kelley
MANAGER

Hopkinsville High School
SCHOOL

270-887-7118
DAYTIME PHONE



KHSAA Regional Basketball Tournament Financial Report
 (return one copy to KHSAA by published deadlines. File separate reports if Girls and Boys Tournaments are held separately)

KHSAA Form BK106
 Rev 01/06

REGION # 2 BOYS or GIRLS X HELD AT Livingston Central High School DATES 2/28-3/5

Part A	REVENUE ITEMS	Price(s)	Receipts	Totals
	Ticket Sales	6.00	15,264	
	Broadcasting			
	Sponsorship		\$1,000	
	TOTAL REVENUE (1)			16,264
Part B	EXPENSE ITEMS		Expenses	
	Game Officials		1,623.30	
	Trophies		75.50	
	Travel for Participating Teams		1,337.00	
	Other Itemized Expenses approved by majority vote of schools in tournament (provide separate listing or list on back of this form)		6,205	
	TOTAL EXPENSES (2)			9,240.80
Part C	Net Profit (Part A (1) minus Part B (2) total)			7,023.20
Part D	Allowance to Host School - Maximum 15% for rental and incidental expenses unless otherwise approved by majority vote			
Part E	Profit Subject to Division by Schools (Part C minus Part D)			7,023.20
Part F	Amount set aside for non participating schools by vote of ALL schools per Constitution Article VII, Section 2			
Part G	Amount to be Divided Among Participating Schools (Part E minus Part F)			7,023.20

LIST BELOW INDIVIDUAL AMOUNTS FOR REGIONAL TOURNAMENT NET PROFITS FROM PART E ABOVE, NOT INCLUDING TRAVEL EXPENSES

School	Amount	School	Amount	School	Amount
Caldwell County	843.35	Lyon County	862.35		
Christen County	1,122.35	Madisonville	918.35		
Crittenden	948.35	Union County	1,004.35		
Henderson	984.35				
Hopkinsville	896.35				
Livingston	780.35				

PAID ATTENDANCE BY SESSIONS (Tickets Sold NOT money received)

BOYS		GIRLS		COMBINED	
Session	Paid	Session	Paid	Session	Paid
1			271		
2			598		
3			1,014		
4			661		
5					
6					
7					
Total		Total	2,544	Total	

NOTE ** IF ANY OTHER PLAN FOR THE DIVISION OF TOURNAMENT RECEIPTS IS USED, A MAJORITY VOTE OF THE PARTICIPATING SCHOOLS MUST BE OBTAINED, DOCUMENTED, AND SENT TO THE KHSAA.

[Signature]
 MANAGER

Livingston Central High School
 SCHOOL

270-928-2065
 DAYTIME PHONE

MAR 21 2011



KHSAA Regional Basketball Tournament Financial Report
 (return one copy to KHSAA by published deadlines. File separate reports if Girls and Boys
 Tournaments are held separately)

KHSAA Form BK106
 Rev. 01/06

REGION # 3 BOYS or GIRLS _____ HELD AT MEADE COUNTY HIGH SCHOOL DATES 3/3,3/4,3/7/11

Part A	REVENUE ITEMS	Price(s)	Receipts	Totals
	Ticket Sales 6363	\$5.00	\$31,815.00	
	Broadcasting			
	Sponsorship			
	TOTAL REVENUE (1)			\$31,815.00
Part B	EXPENSE ITEMS		Expenses	
	Game Officials		\$1,801.70	
	Trophies		\$ 245.96	
	Travel for Participating Teams			
	Other Itemized Expenses approved in advance by majority vote of schools in tournament (provide separate listing or list on back of this form)			
	TOTAL EXPENSES (2)		\$3,529.38	\$5,577.04
Part C	Net Profit (Part A (1) minus Part B (2) total)			\$26,237.96
Part D	Allowance to Host School - Maximum 15% for rental and incidental expenses unless otherwise approved by majority vote		\$6,363.00	
Part E	Profit Subject to Division by Schools (Part C minus Part D)			\$19,874.96
Part F	Amount set aside for non participating schools by vote of ALL schools per Constitution Article VII, Section 2			
Part G	Amount to be Divided Among Participating Schools (Part E minus Part F)			\$19,874.96

LIST BELOW INDIVIDUAL AMOUNTS FOR REGIONAL TOURNAMENT NET PROFITS FROM PART E ABOVE, NOT INCLUDING TRAVEL EXPENSES

School	Amount	School	Amount	School	Amount
Muhlenberg	2,484.37	Daviess Co.	2,484.37		
Ohio Co.	2,484.37	Meade Co.	2,484.37		
Grayson Co.	2,484.37				
Owensboro	2,484.37				
Breckinridge	2,484.37				
Edmonson Co	2,484.37				

PAID ATTENDANCE BY SESSIONS (Tickets Sold NOT money received)

	BOYS		GIRLS		COMBINED	
	Session	Paid	Session	Paid	Session	Paid
1st Round	1	3673				
	3/3 2	537				
	3/4 3	998				
	3/7 4	1155				
	5					
	6					
	7					
	Total	6363	Total		Total	

****NOTE ** IF ANY OTHER PLAN FOR THE DIVISION OF TOURNAMENT RECEIPTS IS USED, A MAJORITY VOTE OF THE PARTICIPATING SCHOOLS MUST BE OBTAINED, DOCUMENTED, AND SENT TO THE KHSAA.**

John Frown

 MANAGER

Meade Co. HS

 SCHOOL

270-427-7515

 DAYTIME PHONE

**BOYS BASKETBALL REGION TOURNAMENT 2011
EXPENSES FIRST ROUND**

	TOTAL 1ST ROUND EXPENSES	EXPENSES OFFICIALS	
GRAYSON CO. H.S.	\$629.30	\$400.00	\$229.30
BRECKINRIDGE CO. H.S.	\$691.38	\$434.38	\$257.00
MUHLENBERG CO. H.S.	\$688.40	\$450.00	\$238.40
DAVISS CO. H.S.	\$704.00	\$450.00	\$254.00
TOTAL	\$2,713.08	\$1,734.38	\$978.70

HOST SCHOOL EXPENSES

SCORERS TABLE WORKERS	\$315.00
GATEWORKERS	\$315.00
BOOKKEEPER	\$50.00
HOSPITALITY ROOM	\$90.00
OFFICIALS 3/3/11	\$276.90
OFFICIALS 3/4/11	\$262.20
OFFICIALS 3/7/11	\$283.90
SECURITY	\$675.00
TOURNAMENT MANAGER	\$350.00
TROPHIES RUNNER-UP	\$75.50
TROPHIES ALL-TEAM	\$170.46

TOTAL HOST TEAM EXPENSES \$2,863.96

TOTAL EXPENSES \$5,577.04

ALLOWANCE TO HOST SCHOOL 20% \$6,363.00

TOTAL ALL EXPENSES \$11,940.04

GRAYSON COUNTY HIGH SCHOOL WITHHELD THEIR EXPENSES OF \$629.30 FROM THE CHECK THEY SENT TO US. THE REMAINING 3 FIRST ROUND HOST SCHOOLS WILL BE REIMBURSED THEIR EXPENSES ALONG WITH THEIR TOURNAMENT SHARE.

**BOYS BASKETBALL REGION TOURNAMENT 2011
INCOME**

FIRST ROUND GAMES	RECEIPTS	TICKETS SOLD	PER TICKET
GRAYSON CO. H.S.	\$3,540.00	708	\$5.00
BRECKINRIDGE CO. H.S.	\$3,680.00	736	\$5.00
MUHLENBERG CO. H.S.	\$5,650.00	1130	\$5.00
DAVISS CO. H.S.	\$5,495.00	1099	\$5.00
SEMI FINAL GAME 3/3/11			
GATE	\$360.00	72	\$5.00
PRESALE-MUHLENBERG CO.	\$1,400.00	280	\$5.00
PRESALE-OWENSBORO H.S.	\$925.00	185	\$5.00
SEMI FINAL GAME 3/4/11			
GATE	\$740.00	148	\$5.00
PRESALE-BRECKINRIDGE CO.	\$3,010.00	602	\$5.00
PRESALE-DAVISS CO.	\$1,240.00	248	\$5.00
CHAMPIONSHIP GAME 3/7/11			
GATE	\$300.00	60	\$5.00
PRESALE-DAVISS CO.	\$2,475.00	495	\$5.00
PRESALE-MUHLENBERG CO.	\$3,000.00	600	\$5.00
TOTAL	\$31,815.00	6363	
GROSS RECEIPTS	\$31,815.00		
TOTAL ALL EXPENSES	\$11,940.04		
NET PROFIT TO DIVIDE	\$19,874.96		
		1ST ROUND EXPENSES	
MEADE COUNTY	\$2,484.37		
MUHLENBERG COUNTY	\$2,484.37	\$688.40	
OHIO COUNTY	\$2,484.37		
GRAYSON COUNTY	\$2,484.37		
OWENSBORO HIGH SCHOOL	\$2,484.37		
BRECKINRIDGE COUNTY	\$2,484.37	\$691.38	
EDMONSON COUNTY	\$2,484.37		
DAVISS COUNTY	\$2,484.37	\$704.00	

MAR 21 2011



KHSAA Regional Basketball Tournament Financial Report
 (return one copy to KHSAA by published deadlines. File separate reports if Girls and Boys
 Tournaments are held separately)

KHSAA Form BK106
 Rev. 01/06

REGION # 3 BOYS _____ or GIRLS X HELD AT OCATH at Sportscenter DATES 2/28,3/2,3/5, 2011

Part A	REVENUE ITEMS	Price(s)	Receipts	Totals
	Ticket Sales 5733 (\$1 ticket surcharge totaling	\$5	\$28,665.00	
	Broadcasting \$3,926 was collected and			
	Sponsorship paid to Sportscenter - not			
	TOTAL REVENUE (1) included in this total)			\$28,665.00
Part B	EXPENSE ITEMS		Expenses	
	Game Officials		\$1,865.55	
	Trophies		\$ 223.54	
	Travel for Participating Teams			
	Other Itemized Expenses approved in advance by majority vote of schools in tournament (provide separate listing or list on back of this form)		\$5,630.08	
	TOTAL EXPENSES (2)			\$7,719.17
Part C	Net Profit (Part A (1) minus Part B (2) total)			\$20,945.83
Part D	Allowance to Host School - Maximum 20% Gross for rental and incidental expenses unless otherwise approved by majority vote		\$5,733.00	
Part E	Profit Subject to Division by Schools (Part C minus Part D)			\$15,212.83
Part F	Amount set aside for non participating schools by vote of ALL schools per Constitution Article VII, Section 2			
Part G	Amount to be Divided Among Participating Schools (Part E minus Part F)			\$15,212.83

LIST BELOW INDIVIDUAL AMOUNTS FOR REGIONAL TOURNAMENT NET PROFITS FROM PART E ABOVE, NOT INCLUDING TRAVEL EXPENSES

School	Amount	School	Amount	School	Amount
Breck Co	\$1,901.60	Muhl Co	\$1,901.60		
Butler Co	\$1,901.60	OCatholic	\$1,901.63		
Daviess Co	\$1,901.60				
Grayson Co	\$1,901.60				
McLean Co	\$1,901.60				
Meade Co	\$1,901.60				

PAID ATTENDANCE BY SESSIONS (Tickets Sold NOT money received)

BOYS		GIRLS		COMBINED	
Session	Paid	Session	Paid	Session	Paid
1		1	2226		
2		2	1403		
3		3	2104		
4		4			
5		5			
6		6			
7		7			
Total		Total	5733	Total	

**** NOTE ** IF ANY OTHER PLAN FOR THE DIVISION OF TOURNAMENT RECEIPTS IS USED, A MAJORITY VOTE OF THE PARTICIPATING SCHOOLS MUST BE OBTAINED, DOCUMENTED, AND SENT TO THE KHSAA.**

David Anderson
 MANAGER

Owensboro Catholic
 SCHOOL

270-684-3215
 DAYTIME PHONE

GIRLS BASKETBALL 3rd REGION TOURNAMENT 2011				
INCOME				
FIRST ROUND GAMES	RECEIPTS	TICKETS SOLD	COST PER TICKET	
OCHS 2/28	\$2,095.00	419	\$5	(\$1 ticket surcharge of \$419 was collected and paid to the Sportscenter)
Breck Co 2/28	\$2,780.00	556	\$5	
Grayson Co 2/28	\$3,995.00	799	\$5	
Muhl Co 2/28	\$2,260.00	452	\$5	
SEMI-FINAL GAMES				
Presales 3/2	\$1,750.00	350	\$5	
Gate 3/2	\$5,265.00	1053	\$5	
CHAMPIONSHIP GAME				
Presales 3/5	\$215.00	43	\$5	
Gate 3/5	\$10,305.00	2061	\$5	
TOTAL	\$28,665.00	5733		(\$1 ticket surcharge of \$3507. was collected and paid to the Sportscenter)
Game Date				
February 28, 2011	\$11,130.00	2226		
March 2, 2011	\$7,015.00	1403		
March 5, 2011	\$10,520.00	2104		
TOTAL	\$28,665.00	5733		
GROSS RECEIPTS	\$28,665.00			
TOTAL ALL EXPENSES	\$13,452.17			
NET PROFIT TO DIVIDE	\$15,212.83			
Breckinridge Co	\$1,901.60			
Butler Co	\$1,901.60			
Daviess Co	\$1,901.60			
Grayson Co	\$1,901.60			
McLean Co	\$1,901.60			
Meade Co	\$1,901.60			
Muhlenberg Co	\$1,901.60			
Owensboro Catholic	\$1,901.63			
	\$15,212.83			

GIRLS BASKETBALL 3rd REGION TOURNAMENT 2011				
EXPENSES FIRST ROUND GAME		BREAKDOWN OF EXPENSES		
	Total 1st Rd. Expenses	General Exp.	Officials	Sportscenter
OCHS 2/28	\$1,057.20	\$445.00	\$262.20	\$350.00
Grayson Co 2/28	\$666.40	\$400.00	\$266.40	
Muhl Co 2/28	\$687.00	\$450.00	\$237.00	
Breck Co 2/28	\$660.60	\$440.35	\$220.25	
Total	\$3,071.20			
HOST SCHOOL EXPENSES	Semi-final & Final games			
Officials	\$879.70			
Gate workers	\$595.00			
Security	\$597.50			
Announcer	\$60.00			
Book	\$60.00			
Clock	\$60.00			
Trainer	\$40.00			
Sportscenter Rent	\$1,753.50			
Trn Manager	\$350.00			
Hospitality Room	\$28.73			
Trophies	\$223.54			
Total Host School Expenses	\$4,647.97			
Total Expenses	\$7,719.17			
Host school allowance 20% gross	\$5,733.00			
TOTAL ALL EXPENSES	\$13,452.17			



KHSAA Regional Basketball Tournament Financial Report
 (return one copy to KHSAA by published deadlines. File separate reports if Girls and Boys Tournaments are held separately)

APR 14 2011

KHSAA Form BK106
Rev. 01/06

REGION # 4 BOYS or GIRLS _____ HELD AT WKU - Doble Arena DATES Feb. 28 - March 8

Part A	REVENUE ITEMS	Price(s)	Receipts	Totals
	Ticket Sales	5.00	53,510. ⁰⁰	
	Broadcasting			
	Sponsorship			
	TOTAL REVENUE (1)			53,510. ⁰⁰
Part B	EXPENSE ITEMS		Expenses	
	Game Officials		1,657.50	
	Trophies		393.54	
	Travel for Participating Teams		780.00	
	Other Itemized Expenses approved in advance by majority vote of schools in tournament (provide separate listing or list on back of this form)		5,645. ²³	
	TOTAL EXPENSES (2)			8,476.27
Part C	Net Profit (Part A (1) minus Part B (2) total)			45,033.73
Part D	Allowance to Host School - Maximum 15% for rental and incidental expenses unless otherwise approved by majority vote			
Part E	Profit Subject to Division by Schools (Part C minus Part D)			45,033.73
Part F	Amount set aside for non participating schools by vote of ALL schools per Constitution Article VII, Section 2			
Part G	Amount to be Divided Among Participating Schools (Part E minus Part F)			45,033.73

LIST BELOW INDIVIDUAL AMOUNTS FOR REGIONAL TOURNAMENT NET PROFITS FROM PART E ABOVE, NOT INCLUDING TRAVEL EXPENSES

School	Amount	School	Amount	School	Amount
F-S	5,629.21	Monroe Co.	5,629.21		
R-Ville	5,629.21	Russell Co.	5,629.21		
BG	5,629.21				
Women Central	5,629.21				
Glasgow	5,629.21				
Metcalfe	5,629.21				

PAID ATTENDANCE BY SESSIONS (Tickets Sold NOT money received)

BOYS			GIRLS			COMBINED	
Session	Paid		Session	Paid		Session	Paid
1	1,551						
2	1,314						
3	1,976						
4	2,987						
5	2,882		Pre Sale - Advanced				
6							
7							
Total	10,710		Total			Total	

**** NOTE ** IF ANY OTHER PLAN FOR THE DIVISION OF TOURNAMENT RECEIPTS IS USED, A MAJORITY VOTE OF THE PARTICIPATING SCHOOLS MUST BE OBTAINED, DOCUMENTED, AND SENT TO THE KHSAA.**

J. Shull
MANAGER

Franklin - Simpson
SCHOOL

270 - 586 - 3273
DAYTIME PHONE

Trainer -	105. ⁰⁰
Timer -	140. ⁰⁰
Scorebook -	140. ⁰⁰
clock -	140. ⁰⁰
PA -	140. ⁰⁰
Media -	200. ⁰⁰
Stats -	315. ⁰⁰
Doodle -	250. ⁰⁰
KAROS -	250. ⁰⁰
Printing -	120. ⁰⁰
Ticket Mgr.	200. ⁰⁰
Ticket Sellers -	1,840. ⁰⁰
Hosp. Mgr. -	200. ⁰⁰
Hospitality -	675. ²³
WKU - Chev repair	70. ⁰⁰
Bank Fees	60. ⁰⁰
Tournament Mgr.	800. ⁰⁰
	<hr/>
	5,645.23



KHSAA Regional Basketball Tournament Financial Report
 (return one copy to KHSAA by published deadlines. File separate reports if Girls and Boys
 Tournaments are held separately)

APR 14 2011

KHSAA Form BK106
Rev. 01/06

REGION # 4 BOYS or GIRLS HELD AT WKU - Dodge Arena DATES Feb 28 - March 8

Part A	REVENUE ITEMS	Price(s)	Receipts	Totals
	Ticket Sales	5.00	24,675.00	
	Broadcasting		—	
	Sponsorship		—	
	TOTAL REVENUE (1)			24,675.00
Part B	EXPENSE ITEMS		Expenses	
	Game Officials		1,651.77	
	Trophies		393.54	
	Travel for Participating Teams		1,000.00	
	Other Itemized Expenses approved in advance by majority vote of schools in tournament (provide separate listing or list on back of this form)		5,420. ²⁵	
	TOTAL EXPENSES (2)			8,465.56
Part C	Net Profit (Part A (1) minus Part B (2) total)			16,209.44
Part D	Allowance to Host School - Maximum 15% for rental and incidental expenses unless otherwise approved by majority vote		—	
Part E	Profit Subject to Division by Schools (Part C minus Part D)			16,209.44
Part F	Amount set aside for non participating schools by vote of ALL schools per Constitution Article VII, Section 2		—	
Part G	Amount to be Divided Among Participating Schools (Part E minus Part F)			16,209.44

LIST BELOW INDIVIDUAL AMOUNTS FOR REGIONAL TOURNAMENT NET PROFITS FROM PART E ABOVE, NOT INCLUDING TRAVEL EXPENSES

School	Amount	School	Amount	School	Amount
PS	2,026.18	Metcalfe Co.	2,026.18		
Todd Co.	2,026.18	Russell Co.	2,026.18		
RG	2,026.18				
G-Wood	2,026.18				
Glasgow	2,026.18				
Monroe Co.	2,026.18				

PAID ATTENDANCE BY SESSIONS (Tickets Sold NOT money received)

BOYS			GIRLS			COMBINED	
Session	Paid		Session	Paid		Session	Paid
1	764						
2	608						
3	1,115						
4	846						
5	1,602		Pre-Sale - Advanced				
6							
7							
Total	4,935		Total			Total	

**** NOTE ** IF ANY OTHER PLAN FOR THE DIVISION OF TOURNAMENT RECEIPTS IS USED, A MAJORITY VOTE OF THE PARTICIPATING SCHOOLS MUST BE OBTAINED, DOCUMENTED, AND SENT TO THE KHSAA.**

J. Shl
MANAGER

Franklin - Simpson
SCHOOL

270 - 586 - 3273
DAYTIME PHONE

Book -	140. ⁰⁰
clock -	140. ⁰⁰
Timer -	140. ⁰⁰
PA -	140. ⁰⁰
Ticket mgr.	200. ⁰⁰
Media	200. ⁰⁰
Trainer	105. ⁰⁰
stats	315. ⁰⁰
Doodle	250. ⁰⁰
KAPUS	250. ⁰⁰
Printing	120. ⁰⁰
Ticket Sellers	1,785. ⁰⁰
Hosp. Mgr.	200. ⁰⁰
Hospitality	575. ²⁵
Tour. Mgr.	800. ⁰⁰
Bank Fees	60. ⁰⁰
	<hr/>
	\$ 5420. ²⁵



KHSAA Regional Basketball Tournament Financial Report
 (return one copy to KHSAA by published deadlines. File separate reports if Girls and Boys
 Tournaments are held separately)

MAR 16 2011
 KHSAA Boys B BPP
 Rev. 01/09

REGION # 5 BOYS X or GIRLS HELD AT Green County DATES Mar. 2,3, & 7,8, 2011

Part A	REVENUE ITEMS	Price(s)	Receipts	Totals
	Ticket Sales	\$6.00	\$30,823.00	
	Broadcasting			
	Sponsorship			
	TOTAL REVENUE (1)			\$30,823.00
Part B	EXPENSE ITEMS		Expenses	
	Game Officials		\$1,686.30	
	Trophies		\$ 395.50	
	Travel for Participating Teams			
	Other Itemized Expenses approved in advance by majority vote of schools in tournament (provide separate listing or list on back of this form)		\$2,589.64	
	TOTAL EXPENSES (2)			\$ 4,671.44
Part C	Net Profit (Part A (1) minus Part B (2) total)			\$26,151.56
Part D	Allowance to Host School - Maximum 15% for rental and incidental expenses unless otherwise approved by majority vote			
Part E	Profit Subject to Division by Schools (Part C minus Part D)			\$26,151.56
Part F	Amount set aside for non participating schools by vote of ALL schools per Constitution Article VII, Section 2		\$6,014.86	
Part G	Amount to be Divided Among Participating Schools (Part E minus Part F)			\$20,136.70

LIST BELOW INDIVIDUAL AMOUNTS FOR REGIONAL TOURNAMENT NET PROFITS FROM PART E ABOVE, NOT INCLUDING TRAVEL EXPENSES

School	Amount	School	Amount	School	Amount
Marion	2,353.64	Bethlehem	2,353.64	Adair	523.03
Caverna	2,353.64	Bardstown	3,661.22	Washington	523.03
Taylor	2,353.64			Nelson	523.03
Larue	2,353.64	Green	1,830.62	Central Hardin	523.03
Elizabethtown	2,353.64	Hart	523.03	Ft. Knox	523.03
John Hardin	2,353.64	Campbellsville	523.03	North Hardin	523.03

PAID ATTENDANCE BY SESSIONS (Tickets Sold NOT money received)

BOYS		GIRLS		COMBINED	
Session	Paid	Session	Paid	Session	Paid
1	602				
2	689				
3	384				
4	831				
5	768				
6	707				
7	1157				
Total	5138	Total		Total	

**** NOTE ** IF ANY OTHER PLAN FOR THE DIVISION OF TOURNAMENT RECEIPTS IS USED, A MAJORITY VOTE OF THE PARTICIPATING SCHOOLS MUST BE OBTAINED, DOCUMENTED, AND SENT TO THE KHSAA.**

Jim Neaton
 MANAGER

D.C. High School
 SCHOOL

270-932-6610
 DAYTIME PHONE

MAR 16 2011

TOTAL TOURNAMENT EXPENSES..... \$ 4,671.44

TOTAL TOURNAMENT GROSS.....\$30,823.00

TOTAL TOURNAMENT EXPENSES..... 4,671.44

TOURNAMENT NET\$26,151.56
DISBURSEMENTS

Participating Schools (8)	Share
Marion County 9%	\$2,353.64
Caverna 9%	\$2,353.64
Taylor County 9%	\$2,353.64
Larue County 9%	\$2,353.64
Elizabethtown 9%	\$2,353.64
Bardstown 14%	\$3,661.22
John Hardin 09%	\$2,353.64
Bethlehem 9%	\$2,353.64
	Total \$20,136.70

Non-Participating School (9)	Share
Green County 7%	\$1,830.62
Hart 2%	\$ 523.03
Campbellsville 2%	\$ 523.03
Adair County	\$ 523.03
Washington County 2%	\$ 523.03
Nelson County 2%	\$ 523.03
Central Hardin	\$ 523.03
Fort Knox 2%	\$ 523.03
North Hardin	\$ 523.03
	Total \$6,014.86

TOURNAMENT NET\$ 26,151.56

MINUS PARTICIPATING SCHOOL SHARES 20,136.70

MINUS NON-PARTICIPATING SCHOOL SHARES..... 6,014.86

BALANCE..... -0-

GREEN COUNTY HIGH SCHOOL
BOYS FIFTH REGIONAL TOURNAMENT
MARCH 2, 3, 7 & 8, 2011

GATE RECEIPTS

Round I	Wednesday	03-02-2011	4:30	\$7,747.00
Round II	Thursday	03-03-2011	4:30	7,287.00
Round III	Monday	03-07-2011	4:30	8,847.00
Finals	Tuesday	03-08-2011	6:30	6,942.00

TOTAL CASH RECEIPTS\$30,823.00

EXPENDITURES – Officials (Fee and Travel)

Officials..... \$1,686.30

OFFICIALS TOTAL..... \$1,686.30

OPERATIONAL EXPENSES

Timer	\$ 125.00
Scorer.....	125.00
P.A.....	0.00
Gate Workers/Coordinators.....	700.00
Trophies (1).....	75.50
Plaques (12 All Tournament Team)	150.00
Plaques (15 Tournament Winners).....	150.00
MVP Plaque	20.00
Parking.....	200.00
Postage, Fax, Telephone, Etc.	0.00
Nets, Scorebook, Tickets, Supplies, Misc.	189.64
Tournament Manger	300.00
Security.....	400.00
Custodial Services	350.00
Hospitality Room	200.00

OPERATIONAL TOTAL EXPENSES\$2,985.14

TOTAL RECEIPTS

Cash Receipts\$30,823.00

TOURNAMENT GROSS.....\$30,823.00

TOTAL EXPENSES

Officials.....\$ 1,686.30

Operational..... 2,985.14



KHSAA Regional Basketball Tournament Financial Report
 (return one copy to KHSAA by published deadlines. File separate reports if Girls and Boys
 Tournaments are held separately)

MAR 24 2011
 KHSAA Form BK106
 Rev. 01/06

REGION # 5 BOYS or GIRLS X HELD AT Marion County HS

DATES 2/28, 3/1, 3/4, 3/6

Part A	REVENUE ITEMS	Price(s)	Receipts	Totals
	Ticket Sales	6.00	25500	
	Broadcasting			
	Sponsorship			
	TOTAL REVENUE (1)			
Part B	EXPENSE ITEMS		Expenses	
	Game Officials		1762.50	
	Trophies		451.20	
	Travel for Participating Teams		0	
	Other Itemized Expenses approved by majority vote of schools in tournament (provide separate listing or list on back of this form)		2840.00	
	TOTAL EXPENSES (2)			5053.70
Part C	Net Profit (Part A (1) minus Part B (2) total)			20446.30
Part D	Allowance to Host School - Maximum 15% for rental and incidental expenses unless otherwise approved by majority vote		5%	
Part E	Profit Subject to Division by Schools (Part C minus Part D)			
Part F	Amount set aside for non participating schools by vote of ALL schools per Constitution Article VII, Section 2		2%	
Part G	Amount to be Divided Among Participating Schools (Part E minus Part F)			20446.30

LIST BELOW INDIVIDUAL AMOUNTS FOR REGIONAL TOURNAMENT NET PROFITS FROM PART E ABOVE, NOT INCLUDING TRAVEL EXPENSES

School	Amount	School	Amount	School	Amount
Adair County	408.93	Elizabethtown	1840.17	Marion county	3884.81
Bardstown	408.93	Fort Knox	408.93	Nelson County	1840.17
Bethlehem	408.93	Green County	408.93	North Hardin	1840.17
Campbellsville	408.93	Hart County	1840.17	Taylor County	1840.17
Caverna	408.93	John Hardin	408.93	Washington Co	1840.17
Central Hardin	408.93	LaRue County	1840.17		

PAID ATTENDANCE BY SESSIONS (Tickets Sold NOT money received)

BOYS		GIRLS		COMBINED	
Session	Paid	Session	Paid	Session	Paid
1		560	3363		
2		626	3759		
3		1584	9506		
4		1478	8872		
5					
6					
7					
Total		Total	25500	Total	

**** NOTE ** IF ANY OTHER PLAN FOR THE DIVISION OF TOURNAMENT RECEIPTS IS USED, A MAJORITY VOTE OF THE PARTICIPATING SCHOOLS MUST BE OBTAINED, DOCUMENTED, AND SENT TO THE KHSAA.**

	Stacey Hall	Marion County	270-692-6066
	MANAGER	SCHOOL	DAYTIME PHONE



KHSAA Regional Basketball Tournament Financial Report
 (return one copy to KHSAA by published deadlines. File separate reports if Girls and Boys
 Tournaments are held separately)

KHSAA Form BK106
Rev. 01/06

REGION # 6/7 BOYS X or GIRLS _____ HELD AT BELLARMINE UNIVERSITY DATES 2/28-3/8/2011

Part A	REVENUE ITEMS	Price(s)	Receipts	Totals
	Ticket Sales	\$7/\$4	72324	
	Broadcasting		750	
	Sponsorship		1500	
	TOTAL REVENUE (1)			74574
Part B	EXPENSE ITEMS		Expenses	
	Game Officials		3693.20	
	Trophies		157.20	
	Travel for Participating Teams			
	Other Itemized Expenses approved in advance by majority vote of schools in tournament (provide separate listing or list on back of this form)		ATTACHED	
	TOTAL EXPENSES (2)			22633.86
Part C	Net Profit (Part A (1) minus Part B (2) total)			51940.14
Part D	Allowance to Host School - Maximum 15% for rental and incidental expenses unless otherwise approved by majority vote			
Part E	Profit Subject to Division by Schools (Part C minus Part D)			51940.14
Part F	Amount set aside for non participating schools by vote of ALL schools per Constitution Article VII, Section 2			
Part G	Amount to be Divided Among Participating Schools (Part E minus Part F)			51940.14

LIST BELOW INDIVIDUAL AMOUNTS FOR REGIONAL TOURNAMENT NET PROFITS FROM PART E ABOVE, NOT INCLUDING TRAVEL EXPENSES

School	Amount	School	Amount	School	Amount
MALE	2885.53	BALLARD	2885.53	CENTRAL	2885.53
SENECA	2885.53	COLLEGIATE	2885.53	WESTERN	2885.53
MOORE	2885.53	BUTLER	2885.53	BULLITT EAST	5771.06
J'TOWN	2885.53	FAIRDALE	2885.53	IROQUOIS	2885.53
EASTERN	5771.06	PRP	2885.53		
FERN CREEK	2885.53	SHAWNEE	2885.53		

PAID ATTENDANCE BY SESSIONS (Tickets Sold NOT money received)

BOYS		GIRLS		COMBINED	
Session	Paid	Session	Paid	Session	Paid
1	1072/36				
2	1882/21				
3	3746/109				
4	1394/58				
5	2110				
6					
7					
Total		Total		Total	

**** NOTE ** IF ANY OTHER PLAN FOR THE DIVISION OF TOURNAMENT RECEIPTS IS USED, A MAJORITY VOTE OF THE PARTICIPATING SCHOOLS MUST BE OBTAINED, DOCUMENTED, AND SENT TO THE KHSAA.**

KEVIN SALYER/STEVEN SILVANO
MANAGER

DOSS/MOORE
SCHOOL

502-485-8754/485-8711
DAYTIME PHONE



KHSAA Regional Basketball Tournament Financial Report
 (return one copy to KHSAA by published deadlines. File separate reports if Girls and Boys
 Tournaments are held separately)

KHSAA Form BK106
Rev. 01/06

REGION # 6/7 BOYS or GIRLS HELD AT BELLARMINE UNIVERSITY DATES 2/28-3/8/2011

Part A	REVENUE ITEMS	Price(s)	Receipts	Totals
	Ticket Sales	\$7/\$4	32158	
	Broadcasting		250	
	Sponsorship		1500	
	TOTAL REVENUE (1)			33908
Part B	EXPENSE ITEMS		Expenses	
	Game Officials		3413.80	
	Trophies		157.20	
	Travel for Participating Teams			
	Other Itemized Expenses approved in advance by majority vote of schools in tournament (provide separate listing or list on back of this form)		ATTACHED	
	TOTAL EXPENSES (2)			17754.33
Part C	Net Profit (Part A (1) minus Part B (2) total)			16153.67
Part D	Allowance to Host School - Maximum 15% for rental and incidental expenses unless otherwise approved by majority vote			
Part E	Profit Subject to Division by Schools (Part C minus Part D)			16153.67
Part F	Amount set aside for non participating schools by vote of ALL schools per Constitution Article VII, Section 2			
Part G	Amount to be Divided Among Participating Schools (Part E minus Part F)			16153.67

LIST BELOW INDIVIDUAL AMOUNTS FOR REGIONAL TOURNAMENT NET PROFITS FROM PART E ABOVE, NOT INCLUDING TRAVEL EXPENSES

School	Amount	School	Amount	School	Amount
SACRED HEART	897.43	BALLARD	897.43	CENTRAL	897.43
MERCY	897.43	CAL	897.43	BULLITT CENTRAL	897.43
MANUAL	1794.8	BUTLER	897.43	BULLITT EAST	1794.86
J'TOWN	897.43	PRESENTATION	897.43	DOSS	897.43
ASSUMPTION	897.43	PRP	897.43		
FERN CREEK	897.43	HOLY CROSS	897.43		

PAID ATTENDANCE BY SESSIONS (Tickets Sold NOT money received)

BOYS		GIRLS		COMBINED	
Session	Paid	Session	Paid	Session	Paid
1	1062/116				
2	507/55				
3	1056/76				
4	1725/180				
5					
6					
7					
Total		Total		Total	

**** NOTE ** IF ANY OTHER PLAN FOR THE DIVISION OF TOURNAMENT RECEIPTS IS USED, A MAJORITY VOTE OF THE PARTICIPATING SCHOOLS MUST BE OBTAINED, DOCUMENTED, AND SENT TO THE KHSAA.**

KEVIN SALYER/STEVEN SILVANO
MANAGER

DOSS/MOORE
SCHOOL

502-485-8754/485-8711
DAYTIME PHONE

2010 REGIONAL EXPENSES

<u>BOYS REGIONAL EXPENSES</u>		
OFFICIALS		\$ 3,693.20
TROPHIES/PLAQUES		\$ 157.20
TICKET TAKERS/USHERS		\$ 2,421.89
TABLE WORKERS		\$ 1,925.00
SECURITY		\$ 3,925.00
HOSPITALITY/COMMITTEE		\$ 2,316.57
PRINTING/SUPP.		\$ 128.00
SCOREBOOKS		\$ 10.00
GYM RENTAL		\$ 4,000.00
WINNERS EXPENSES		\$ 4,000.00
BALLS		\$ 57.00
TOTAL EXPENSES		\$ 22,633.86
<u>GIRLS REGIONAL EXPENSES</u>		
OFFICIALS		\$ 3,413.80
TROPHIES/PLAQUES		\$ 157.20
TICKET TAKERS/USHERS		\$ 1,704.76
TABLE WORKERS		\$ 1,625.00
SECURITY		\$ 2,342.00
HOSPITALITY/COMMITTEE		\$ 2,316.57
PRINTING/SUPP.		\$ 128.00
SCOREBOOKS		\$ 10.00
GYM RENTAL		\$ 2,000.00
WINNERS EXPENSES		\$ 4,000.00
BALLS		\$ 57.00
TOTAL EXPENSES		\$ 17,754.33



KHSAA Regional Basketball Tournament Financial Report
 (return one copy to KHSAA by published deadlines. File separate reports if Girls and Boys
 Tournaments are held separately)

KHSAA Form BK106
Rev. 01/06

REGION # 8 BOYS or GIRLS _____ HELD AT Henry County High DATES 3-3,4,8,9

Part A	REVENUE ITEMS	Price(s)	Receipts	Totals
	Ticket Sales	6	34170	
	Broadcasting			
	Sponsorship			
	TOTAL REVENUE (1)			34170
Part B	EXPENSE ITEMS		Expenses	
	Game Officials		1623.68	
	Trophies		70.70	
	Travel for Participating Teams			
	Other Itemized Expenses approved by majority vote of schools in tournament (provide separate listing or list on back of this form)		4495	
	TOTAL EXPENSES (2)			6189.38
Part C	Net Profit (Part A (1) minus Part B (2) total)			27980.62
Part D	Allowance to Host School - Maximum 15% for rental and incidental expenses unless otherwise approved by majority vote		2798	
Part E	Profit Subject to Division by Schools (Part C minus Part D)			25182.62
Part F	Amount set aside for non participating schools by vote of ALL schools per Constitution Article VII, Section 2		2798	
Part G	Amount to be Divided Among Participating Schools (Part E minus Part F)			22384.62

LIST BELOW INDIVIDUAL AMOUNTS FOR REGIONAL TOURNAMENT NET PROFITS FROM PART E ABOVE, NOT INCLUDING TRAVEL EXPENSES

School	Amoun		School	Amoun		School	Amount
Anderson Co.	2798	08	Simon Kenton	2798	08	Grant Co.	349.75
Shelby Co.	2798	08	Walton-Verona	2798	08	Williamstown	349.75
Gallatin Co.	2798	08	Henry Co	349	75	Oldham Co	349.75
Owen Co.	2798	08	Carroll Co	349	75	Trimble Co.	349.75
North Oldham	2798	08	Spencer Co	349	75		
South Oldham	2798	08	Eminence	349	75		

PAID ATTENDANCE BY SESSIONS (Tickets Sold NOT money received)

BOYS			GIRLS			COMBINED	
Session	Paid		Session	Paid		Session	Paid
1	1040						
2	1268						
3	1826						
4	1587						
5							
6							
7							
Total	5721		Total			Total	

**** NOTE ** IF ANY OTHER PLAN FOR THE DIVISION OF TOURNAMENT RECEIPTS IS USED, A MAJORITY VOTE OF THE PARTICIPATING SCHOOLS MUST BE OBTAINED, DOCUMENTED, AND SENT TO THE KHSAA.**

Todd Gilley
MANAGER

Henry County High School
SCHOOL

502-845-8670
DAYTIME PHONE



MAR 14 2011

KHSAA Form BK106
Rev. 01/06

KHSAA Regional Basketball Tournament Financial Report
(return one copy to KHSAA by published deadlines. File separate reports if Girls and Boys
Tournaments are held separately)

REGION # 8 BOYS or GIRLS x HELD AT Gallatin County

DATES Feb 28 –
March 5,
2011

Part A	REVENUE ITEMS	Price(s)	Receipts	Totals
	Ticket Sales	6	14,658	
	Broadcasting		0	
	Sponsorship		0	
	TOTAL REVENUE (1)			14,658
Part B	EXPENSE ITEMS		Expenses	
	Game Officials		1732.50	
	Trophies		260.00	
	Travel for Participating Teams		0	
	Other Itemized Expenses approved in advance by majority vote of schools in tournament (provide separate listing or list on back of this form)		2348.00	
	TOTAL EXPENSES (2)			4340.50
Part C	Net Profit (Part A (1) minus Part B (2) total)			10,317.50
Part D	Allowance to Host School - Maximum 15% for rental and incidental expenses unless otherwise approved by majority vote		1,031.74	
Part E	Profit Subject to Division by Schools (Part C minus Part D)			9,285.76
Part F	Amount set aside for non participating schools by vote of ALL schools per Constitution Article VII, Section 2		1,031.76	
Part G	Amount to be Divided Among Participating Schools (Part E minus Part F)			8,254.00

LIST BELOW INDIVIDUAL AMOUNTS FOR REGIONAL TOURNAMENT NET PROFITS FROM PART E ABOVE, NOT INCLUDING TRAVEL EXPENSES

School	Amount	School	Amount	School	Amount
Anderson Co	1031.7	South Oldham	1031.7	North Oldham	114.64
Collins	1031.7	Walton Verona	1031.7	Shelby County	114.64
Gallatin Co	1031.7	Carroll County	114.64	Spencer County	114.64
Oldham County	1031.7	Eminence	114.64	Trimble County	114.64
Owen County	1,031.7	Grant County	114.64	Williamstown	114.64
Simon Kenton	1031.7	Henry County	114.64		

PAID ATTENDANCE BY SESSIONS (Tickets Sold NOT money received)

BOYS		GIRLS		COMBINED	
Session	Paid	Session	Paid	Session	Paid
1		1	443		
2		2	448		
3		3	875		
4		4	677		
5					
6					
7					
Total		Total	14,658	Total	

**** NOTE ** IF ANY OTHER PLAN FOR THE DIVISION OF TOURNAMENT RECEIPTS IS USED, A MAJORITY VOTE OF THE PARTICIPATING SCHOOLS MUST BE OBTAINED, DOCUMENTED, AND SENT TO THE KHSAA.**

Jon Jones
MANAGER

Gallatin County
SCHOOL

859-567-7901
DAYTIME PHONE

Part B Expenses:

Officials		1732.50
Trophies	Riherds (runner-up)	78.70
	Trophy Awards (all tourney)	181.30
Total Part B expenses:		1992.50

Other Itemized Expenses:

Score Keeper	Kim Jones	100.00	
Clock Keeper:	Nate Dossett	100.00	
Announcer:	Chad Morris	100.00	
Gate Workers:	3 @25 X 4 nites	300.00	
Bookkeeper:	Amanda Dunavent	50.00	
Trainer:	Rob Ullery	150.00	
Scouting Expense:	Walton Verona	50.00	
Scouting Expense:	Anderson County	50.00	
Tournament expense money:	Walton Verona	500.00	
Security:		280.00	
Cleanup:		90.00	
Hospitality Room:	Drinks \$90, pizza \$42, misc \$30	162.00	GC Athletic
Nets, book		16.00	GC Athletic
Tournament Manager:	Jon Jones/Linda Edmondson	\$400.00	
<u>Total Other Itemized Expenses:</u>		\$2348.00	
<u>Total expenses:</u>		\$4340.50	

Division of Profits:

Host School: Gallatin County (1 share)	\$1,031.74
Non Participating Schools (1 share)	\$1,031.76

Carroll County	\$114.64
Eminence	\$114.64
Grant County	\$114.64
Henry County	\$114.64
North Oldham	\$114.64
Shelby County	\$114.64
Spencer County	\$114.64
Trimble County	\$114.64
Williamstown	\$114.64

Participating schools: (8 shares @\$1,031.75) \$8,254.00

Anderson County	\$1,031.75
Collins	\$1,031.75
Gallatin County	\$1,031.75
Oldham County	\$1,031.75
Owen County	\$1,031.75
Simon Kenton	\$1,031.75
South Oldham	\$1,031.75
Walton Verona	\$1,031.75

MAR 30 2011

Boy's & Girl's Region 9 Basketball Distributions
March 2011

Contractual Guarantee	\$65,000.00
Non-Participating Schools	\$ 8,500.00
Remaining Balance	\$56,500.00 (divided by 30 shares \$1,883.33)

Non-Participating Schools

Newport	\$1,000.00
Conner	\$1,000.00
Heritage	\$ 500.00
Cooper	\$1,000.00
Lloyd	\$1,000.00
Ludlow	\$1,000.00
Beechwood	\$1,000.00
Bellevue	\$1,000.00
Dayton	<u>\$1,000.00</u>
Total:	\$8,500.00

Participating Schools

Boys

Dixie Heights	4 shares	\$7,533.42
NCC	3 shares	\$5,649.99
Ryle	2 shares	\$3,766.66
Boone Co.	2 shares	\$3,766.66
Cov Cath	1 share	\$1,883.33
St. Henry	1 share	\$1,883.33
Highlands	1 share	\$1,883.33
Holmes	1 share	<u>\$1,883.33</u>
Total:		\$28,249.95

Girls

NCC	4 shares	\$7,533.42
Boone Co.	3 shares	\$5,649.99
Notre Dame	2 shares	\$3,766.66
St. Henry	2 shares	\$3,766.66
Holy Cross	1 shares	\$1,883.33
Highlands	1 share	\$1,883.33
Villa Madonna	1 share	\$1,883.33
Ryle	1 share	<u>\$1,883.33</u>
Total:		\$28,249.95

2011 9th Region Basketball Tournament Financial Distribution

Beechwood	\$1,000.00
Bellevue	\$1,000.00
Boone Co.	\$9,416.65
Conner	\$1,000.00
Cooper	\$1,000.00
Covington Catholic	\$1,883.33
Dayton	\$1,000.00
Dixie Heights	\$7,533.42
Heritage Academy	\$ 500.00
Highlands	\$3,766.66
Holmes	\$1,883.33
Holy Cross	\$1,883.33
Lloyd Memorial	\$1,000.00
Ludlow	\$1,000.00
Newport	\$1,000.00
NCC	\$13,183.31
Notre Dame	\$3,766.66
Ryle	\$5,649.99
St. Henry	\$5,649.99
Villa Madonna	\$1,883.33
Total:	\$65,000.00

***Covington Latin did not have a boys or girls team in district competition this season.
Heritage Academy did not have a girl's team in district competition.***

MAR 11 2011



KHSAA Regional Basketball Tournament Financial Report
 (return one copy to KHSAA by published deadlines. File separate reports if Girls and Boys
 Tournaments are held separately)

KHSAA Form BK106
 Rev. 01/06

REGION # 10 BOYS X or GIRLS _____ HELD AT Mason County DATES 3--3,4,5,7-11

Part A	REVENUE ITEMS	Price(s)	Receipts	Totals
	Ticket Sales	\$ 5 & \$ 7	\$ 54591.00	
	Broadcasting			
	Sponsorship			
	TOTAL REVENUE (1)			\$ 54591.00
Part B	EXPENSE ITEMS		Expenses	
	Game Officials		\$ 1365.00	
	Trophies		\$ 78.70	
	Travel for Participating Teams		\$ 1797.00	
	Other Itemized Expenses approved by majority vote of schools in tournament (provide separate listing or list on back of this form)		\$ 2369.48	
	TOTAL EXPENSES (2)			\$ 5610.18
Part C	Net Profit (Part A (1) minus Part B (2) total)			\$48980.82
Part D	Allowance to Host School - Maximum 15% for rental and incidental expenses unless otherwise approved by majority vote		\$ 4500.00	
Part E	Profit Subject to Division by Schools (Part C minus Part D)			\$ 44480.82
Part F	Amount set aside for non participating schools by vote of ALL schools per Constitution Article VII, Section 2		1/17 of excess of \$40000.00	
Part G	Amount to be Divided Among Participating Schools (Part E minus Part F)			\$ 42108.60

LIST BELOW INDIVIDUAL AMOUNTS FOR REGIONAL TOURNAMENT NET PROFITS FROM PART E ABOVE, NOT INCLUDING TRAVEL EXPENSES

School	Amount		School	Amount		School	Amount
Scott	5623	58	Clark Co.	5623	58	Nicholas Co.	263.58
Campbell Co	5623	58	Montgomery Co.	5623	58	Bracken Co.	263.58
Harrison Co.	5623	58	Bishop Brossart	5623	58	St. Patrick	263.58
Pendleton Co.	5623	58	Calvary Christian	5623	58	Bourbon Co.	263.58
Mason Co.	5623	58	Silver Grove	5623	58	Paris	263.58
Augusta	5623	58	Deming	5623	58		

PAID ATTENDANCE BY SESSIONS (Tickets Sold NOT money received)


BOYS		GIRLS		COMBINED	
Session	Paid	Session	Paid	Session	Paid
1	2429				
2	1189				
3	1875				
4	1239				
5	2739				
6					
7					
Total	9471	Total		Total	

**** NOTE ** IF ANY OTHER PLAN FOR THE DIVISION OF TOURNAMENT RECEIPTS IS USED, A MAJORITY VOTE OF THE PARTICIPATING SCHOOLS MUST BE OBTAINED, DOCUMENTED, AND SENT TO THE KHSAA.**

Fred Hester
 MANAGER

Mason Co.
 SCHOOL


606-564-3393
 DAYTIME PHONE



Mason County Athletics

1320 US 68
Maysville, KY 41056
(606) 564-3393
(606) 564-5360 (F)

fred.hester@mason.kyschools.us
Cell 606-584-2758



2011 Boy's 10th Region Basketball Tournament Financial Report—held at Mason Co. High School

Part B continued-Other Itemized Expenses

Officials Mileage	\$ 245
Scorer	\$ 125
Timer	\$ 125
Announcer	\$ 125
Statistician	\$ 125
Tournament Doctor	\$ 125
Tournament Manager	\$ 600
Individual Plaques	\$ 366
Tickets/ Passes	Tickets \$ 234.70 // Passes 79.78
Scorebook/Nets	\$ 19
Scouting Allowance	\$ 200.
	<hr/>
	\$ 2369.48

Team Travel Mileage at 1.50 per mile round trip

Pendleton Co.	3 Trips	294 miles	\$ 441
George Rogers Clark	3 Trips	360 miles	\$ 540
Scott	2 Trips	228 miles	\$ 342
Mason County	0 Trips	0	0
Montgomery Co.	1 Trip	100 miles	\$ 150
Campbell Co.	1 Trip	90 miles	\$ 135
Harrison Co.	1 Trip	88 miles	\$ 132
Augusta	1 Trip	38 miles	\$ 57
			<hr/>
			\$ 1797

AT Mason Co.
2011 10th Region Boys Tournament
Financial Report



<u>Receipts</u>				
Session	Sold @ Gate	Total Money	Pass Door	Total Attendance
1	2429	\$ 17,003.00	557	2986
2	1189	\$ 8,323.00	493	1682
3	1875	\$ 9,375.00	385	2260
4	1239	\$ 6,195.00	337	1576
5	<u>2739</u>	<u>\$ 13,695.00</u>	<u>529</u>	<u>3268</u>
	9471	\$ 54,591.00	2301	11772

Expenses

Officials	\$ 1,365.00
Officials' Mileage	\$ 245.00
Scorer	\$ 125.00
Timer	\$ 125.00
Announcer	\$ 125.00
Statistician	\$ 125.00
Tournament Doctor	\$ 125.00
Allowance to Host School	\$ 4,500.00
Tournament Manger	\$ 600.00
Trophies	\$ 78.70
Individual Plaques	\$ 366.00
Mileage to teams	\$ 1,747.00
Tickets/Passes	\$ 3,148.48
Scorebook/Nets	\$ 19.00
Scouting Allowance	\$ 200.00
Total	\$ 10,110.18

Total Receipts	\$ 54,591.00
Total Expenses	\$ 10,110.18
Net Receipts	\$ 44,480.82

Each School in Tournament \$4000.00 divided by 8= \$5000.00

Each School in Region \$4480.82 divided by 17= \$263.58

Each School in Tournament = \$5263.58

Schools not in tournament = \$263.58

School	Share	Plus Scouting	Plus Travel	Minus Tickets Charged @ Gate	Net Share
Clark Co.	\$ 5,263.58	\$ 100.00	\$ 540.00	\$ 512.00	\$ 5,391.58 ✓
Pendleton Co.	\$ 5,263.58	\$ 100.00	\$ 441.00	\$ 247.00	\$ 5,557.58 ✓
Mason Co.	\$ 5,263.54	\$ -	\$ -	\$ 380.00	\$ 4,883.54 ✓
Scott	\$ 5,263.58	\$ -	\$ 342.00	\$ 778.00	\$ 4,827.58 ✓
Augusta	\$ 5,263.58	\$ -	\$ 57.00	\$ -	\$ 5,320.58 ✓
Campbell Co.	\$ 5,263.58	\$ -	\$ 135.00	\$ 154.00	\$ 5,244.58 ✓
Harrison Co.	\$ 5,263.58	\$ -	\$ 132.00	\$ 112.00	\$ 5,283.58 ✓
Montgomery Co.	\$ 5,263.58	\$ -	\$ 150.00	\$ 21.00	\$ 5,392.58 ✓
Bishop Brossart	\$ 263.58	\$ -	\$ -	\$ -	\$ 263.58 ✓
Calvary Christian	\$ 263.58	\$ -	\$ -	\$ -	\$ 263.58 ✓
Silver Grove	\$ 263.58	\$ -	\$ -	\$ -	\$ 263.58 ✓
Deming	\$ 263.58	\$ -	\$ -	\$ -	\$ 263.58 ✓
Nicholas Co.	\$ 263.58	\$ -	\$ -	\$ -	\$ 263.58 ✓
Bracken Co.	\$ 263.58	\$ -	\$ -	\$ -	\$ 263.58 ✓
St. Patrick	\$ 263.58	\$ -	\$ -	\$ -	\$ 263.58 ✓
Bourbon Co.	\$ 263.58	\$ -	\$ -	\$ -	\$ 263.58 ✓
Paris	\$ 263.58	\$ -	\$ -	\$ -	\$ 263.58 ✓
Totals	\$ 44,480.82	\$ 200.00	\$ 1,797.00	\$ 2,204.00	\$ 44,273.82



KHSAA Regional Basketball Tournament Financial Report
 (return one copy to KHSAA by published deadlines. File separate reports if Girls and Boys
 Tournaments are held separately)

KHSAA Form BK106
Rev. 01/06

REGION # 10 BOYS or GIRLS XX HELD AT Bourbon County High School DATES Feb 28-Mar 5

Part A	REVENUE ITEMS	Price(s)	Receipts	Totals
	Ticket Sales (1506 @ \$7) + (517 @ \$5 Finals) see attachment	\$5 & 7	13,129.00	
	Broadcasting		0	
	Sponsorship		0	
	TOTAL REVENUE (1)			13,129.00
Part B	EXPENSE ITEMS		Expenses	
	Game Officials + Mileage (1,365 + 441)		1,806.00	
	Trophies (1 Runner-up, 15 All Tournament, and 50 Participants)		547.50	
	Travel for Participating Teams @ 1.50/mile round trip		1,599.00	
	Other Itemized Expenses approved by majority vote of schools in tournament (provide separate listing or list on back of this form)		2,726.00	
	TOTAL EXPENSES (2)			6,678.50
Part C	Net Profit (Part A (1) minus Part B (2) total)			6,450.50
Part D	Allowance to Host School - Maximum 15% for rental and incidental expenses unless otherwise approved by majority vote		3,200.00	
Part E	Profit Subject to Division by Schools (Part C minus Part D)			3,250.50
Part F	Amount set aside for non participating schools by vote of ALL schools per Constitution Article VII, Section 2		0	
Part G	Amount to be Divided Among Participating Schools (Part E minus Part F)			3,250.50

LIST BELOW INDIVIDUAL AMOUNTS FOR REGIONAL TOURNAMENT NET PROFITS FROM PART E ABOVE, NOT INCLUDING TRAVEL EXPENSES

School	Amount	School	Amount	School	Amount
Bishop Brossart	580.31	Pendleton County	628.31		
Bracken County	571.31	St. Patrick	568.31		
Campbell County	736.31				
Clark County	384.31				
Harrison County	451.31				
Montgomery Co.	866.31				

PAID ATTENDANCE BY SESSIONS (Tickets Sold NOT money received)

BOYS		GIRLS		COMBINED	
Session	Paid	Session	Paid	Session	Paid
1		1	627 + 15		
2		2	415		
3		3	435 + 14		
4		4	499 + 18		
5					
6					
7					
Total		Total	1976 + 47	Total	

**** NOTE ** IF ANY OTHER PLAN FOR THE DIVISION OF TOURNAMENT RECEIPTS IS USED, A MAJORITY VOTE OF THE PARTICIPATING SCHOOLS MUST BE OBTAINED, DOCUMENTED, AND SENT TO THE KHSAA.**

Tony Sosby
MANAGER

Bourbon County High School
SCHOOL

859-987-2185
DAYTIME PHONE

10th Region
Girls Basketball
2011
@ Bourbon County

Expenses

Scorer's Table	\$ 300.00
Gate Workers	\$ 740.00
District Mgr.	\$ 600.00
Security	\$ 320.00
Nets	\$ 10.00
Passes	\$ 56.00
Official's	\$ 1,806.00 (see below^^)
Trophies	\$ 547.50 (see below*)
Mileage	\$ 1,599.00 (see below **)
WL Stats	\$ 350.00
Scouting	\$ 200.00
Trainer	\$ 150.00
TOTAL EXPENSES	\$ 6,678.50

****Mileage (round trip) \$1.50/mile**

Bishop Brossart 1 trip @ 116 = \$174
Bracken County 1 trip @ 110 = \$165
Campbell County 2 trips @ 110 = \$330
Clark County 3 trips @ 38 = \$171
Harrison County 1 trip @ 30 = \$45
Montgomery County 3 trips @ 80 = \$360
Pendleton County 2 trips @ 74 = \$222
St. Patrick 1 trip @ 108 = \$162

***TROPHIES**

Riherd's (Runner-up trophy) \$75.50
H&W Sport (50 participant plaques @ \$7) + shipping = \$367.00
Lucky Horse Shoe Inc. (15 all tournament plaques @ \$7) = \$105.00

^^OFFICIAL's

Charles Chappie 4 games @ \$65/gm + \$63 mileage = \$323.00
Ken Hicks 4 games @ \$65/gm + \$63 mileage = \$323.00
Jason Reineke 4 games @ \$65/gm + \$126 mileage = \$386.00
Tony Pompilio 3 games @ \$65/gm + \$63 mileage = \$258.00
Lori Edgington 3 games @ \$65/gm + \$63 mileage = \$258.00
Jenny Mertle 3 games @ \$65/gm + \$63 mileage = \$258.00

HOST SCHOOL (Bourbon County) = \$3,200.00

Total Revenue

Monday @ \$7	\$4,391
Tuesday @ \$7	\$2,905
Wednesday @ \$7	\$3,045
Saturday @ \$5	<u>\$2,495</u>
TOTAL	\$12,836 + 293 (Clark extra tickets) = \$13,129.00

Clark County owed for 15 tickets @ \$7 (\$105) on Monday; 14 @ \$7 (\$98) on Wednesday and 18 @ \$5 (\$90) for Saturday = \$293. This extra revenue will be added to total ticket sales. After share amount is determined then, \$293 will be taken off of the Clark County total.

Total Revenue	\$13,129.00
- Total Expense	<u>6,678.50</u>
	6,450.50
- Host Share	<u>3,200.00</u>
NET PROFIT	\$3,250.50/8 = \$406.31/share

SCHOOL SHARE (mileage + revenue share)

Bishop Brossart \$174 + 406.31 = \$580.31
Bracken County \$165 + 406.31 = \$571.31
Campbell County \$330 + 406.31 = \$736.31
Clark County \$171 + 406.31 = \$602.31 - 293.00 + 100.00 (scout) = \$384.31
Harrison County \$45 + 406.31 = \$451.31
Montgomery County \$360 + 406.31 + 100.00 = \$866.31
Pendleton County \$222 + 406.31 = \$628.31
St. Patrick \$162 + 406.31 = \$568.31

KHSAA 11TH REGION BASKETBALL TOURNAMENT FINANCIAL REPORT—BOYS—2011

(A) REVENUE:		RECEIPTS	TOTALS
TICKET SALES:	PRICE \$5.00 EACH	\$44,964.00	
SPONSORSHIP:		\$600.00	
TOTAL REVENUE:		\$45,764.00	\$45,764.00

(B) EXPENSE ITEMS:		
GAME OFFICIALS:		\$1,825.00
TROPHIES:		\$591.79
WORKERS:		\$3,010.00
RENTAL:		\$2,000.00
HOSPITALITY:		\$4,000.00

TOTAL EXPENSES:	\$11,426.79	\$11,426.79
-----------------	-------------	-------------

(C) NET PROFIT:		\$34,337.21
-----------------	--	-------------

(D) HOST SCHOOL:		\$3,433.72
10%		
TOTAL:		\$3,433.72

(E) PROFIT SUBJECT TO DIVISION BY SCHOOLS:		\$30,903.49
--	--	-------------

(F) AMOUNT SET ASIDE FOR NON PARTICIPATING SCHOOLS		\$2,403.60
7%		
1.	BEREA	\$267.06
2.	BRYAN STATION	\$267.06
3.	FRANKFORT	\$267.06
4.	LAFAYETTE	\$267.07
5.	LEXINGTON CHRISTIAN	\$267.07
6.	MODEL	\$267.07
7.	PAUL DUNBAR	\$267.07
8.	SAYRE	\$267.07
9.	WESTERN HILLS	\$267.07
TOTAL:		\$2,403.60

(G) AMOUNT TO BE DIVIDED AMONG PARTICIPATING SCHOOLS		\$28,499.88
03%		
1.	FRANKLIN COUNTY	\$3,562.49
2.	HENRY CLAY	\$3,562.49
3.	LEXINGTON CATHOLIC	\$3,562.49
4.	MADISON CENTRAL	\$3,562.49
5.	MADISON SOUTHERN	\$3,562.48
6.	SCOTT COUNTY	\$3,562.48
7.	TATES CREEK	\$3,562.48
8.	WOODFORD COUNTY	\$3,562.46
TOTAL:		\$28,499.88

PAID ATTENDANCE BY SESSIONS			
	BOYS—PAID	GIRLS—PAID	COMBINED—PAID
1.	1521		
2.	2049		
3.	1653		
4.	2271		
5.			
6.			
7.			
TOTALS:	7494	0	0

KHSAA 11TH REGION BASKETBALL TOURNAMENT FINANCIAL REPORT—GIRLS—2011

(A) REVENUE:		RECEIPTS	TOTALS
TICKET SALES:	PRICE \$6.00 EACH	\$14,088.00	
SPONSORSHIP:		\$800.00	
TOTAL REVENUE:		\$14,888.00	\$14,888.00

(B) EXPENSE ITEMS:

GAME OFFICIALS:	\$1,600.00	
TROPHIES:	\$441.79	
WORKERS:	\$1,850.00	
RENTAL:	\$1,500.00	
HOSPITALITY:	\$2,400.00	
TOTAL EXPENSES:	\$7,791.79	\$7,791.79

(C) NET PROFIT: \$7,096.21

(D) HOST SCHOOL: 10%	\$709.62
TOTAL:	\$709.62

(E) PROFIT SUBJECT TO DIVISION BY SCHOOLS: \$6,386.59

(F) AMOUNT SET ASIDE FOR NON PARTICIPATING SCHOOLS		\$496.73
7%		
1. BERIA	\$55.19	
2. FRANKFORT	\$55.19	
3. HENRY CLAY	\$55.19	
4. LEXINGTON CHRISTIAN	\$55.19	
5. MODEL	\$55.19	
6. PAUL DUNBAR	\$55.19	
7. SAYRE	\$55.19	
8. TATES CREEK	\$55.20	
9. WESTERN HILLS	\$55.20	
TOTAL:	\$496.73	

(G) AMOUNT TO BE DIVIDED AMONG PARTICIPATING SCHOOLS		\$5,889.86
83%		
1. BRYAN STATION	\$736.23	
2. FRANKLIN COUNTY	\$736.23	
3. LAFAYETTE	\$736.23	
4. LEXINGTON CATHOLIC	\$736.23	
5. MADISON CENTRAL	\$736.23	
6. MADISON SOUTHERN	\$736.23	
7. SCOTT COUNTY	\$736.24	
8. WOODFORD COUNTY	\$736.24	
TOTAL:	\$5,889.86	

PAID ATTENDANCE BY SESSIONS

	BOYS—PAID	GIRLS—PAID	COMBINED—PAID
1.		375	
2.		447	
3.		780	
4.		746	
5.			
6.			
7.			
TOTALS:	0	2348	0



KHSAA Regional Basketball Tournament Financial Report
 (return one copy to KHSAA by published deadlines. File separate reports if Girls and Boys
 Tournaments are held separately)

KHSAA Form BK106
 Rev. 01/06

REGION # 12 BOYS X or GIRLS HELD AT Lincoln Co. High School DATES March 2,3,7,8 2011

Part A	REVENUE ITEMS	Price(s)	Receipts	Totals
	Ticket Sales	\$6.00	\$32,347.00	
	Broadcasting			
	Sponsorship			
	TOTAL REVENUE (1)			32,347.00
Part B	EXPENSE ITEMS		Expenses	
	Game Officials		1836.60	
	Trophies		872.00	
	Travel for Participating Teams			
	Other Itemized Expenses approved in advance by majority vote of schools in tournament (provide separate listing or list on back of this form)		3792.00	
	TOTAL EXPENSES (2)			\$6500.00
Part C	Net Profit (Part A (1) minus Part B (2) total)			25,847.00
Part D	Allowance to Host School - Maximum 15% for rental and incidental expenses unless otherwise approved by majority vote		3,877.00	
Part E	Profit Subject to Division by Schools (Part C minus Part D)			21,970.00
Part F	Amount set aside for non participating schools by vote of ALL schools per Constitution Article VII, Section 2		3661.66	
Part G	Amount to be Divided Among Participating Schools (Part E minus Part F)			18,308.34

LIST BELOW INDIVIDUAL AMOUNTS FOR REGIONAL TOURNAMENT NET PROFITS FROM PART E ABOVE, NOT INCLUDING TRAVEL EXPENSES

School	Amount	School	Amount	School	Amount
KSD	406.85	Somerset	406.85	East Jessamine	1220.5
Garrard Co.	406.85	Burgin	406.85	Pulaski Co.	2441.1
Boyle Co.	406.85	West Jessamine	406.85	Mercer Co.	2441.1
McCreary Co.	406.85	Lincoln Co.	1220.5	Southwestern	3661.6
Monticello	406.85	Danville	1220.5	Wayne Co.	4882.2
Casey Co.	406.85	Rockcastle Co.	1220.5		

PAID ATTENDANCE BY SESSIONS (Tickets Sold NOT money received)

BOYS		GIRLS		COMBINED	
Session	Paid	Session	Paid	Session	Paid
1	1138				
2	1195				
3	1917				
4	1141				
5					
6					
7					
Total	5391	Total		Total	

**** NOTE ** IF ANY OTHER PLAN FOR THE DIVISION OF TOURNAMENT RECEIPTS IS USED, A MAJORITY VOTE OF THE PARTICIPATING SCHOOLS MUST BE OBTAINED, DOCUMENTED, AND SENT TO THE KHSAA.**

Steve Ralston
 MANAGER

Lincoln Co. High School
 SCHOOL

606-365-9111
 DAYTIME PHONE



Gate workers - 600.00
Parking - 150.00
Security - 550.00
Clean-up - 400.00
Clock, PA, Book - 525.00
MANAGER - 300.00
TRAINER - 210.00
filming - 100.00
Bookkeeper - 175.00
Hospitality - 800.00
12 Regard Policy Bd. - 200.00



KHSAA Regional Basketball Tournament Financial Report
 (return one copy to KHSAA by published deadlines. File separate reports if Girls and Boys
 Tournaments are held separately)

KHSAA Form BK106
Rev. 01/06

REGION # 12 BOYS or GIRLS X HELD AT Pulaski Co. High School

DATES Feb. 28, Mar.
1, Mar. 4,
Mar. 5

Part A	REVENUE ITEMS	Price(s)	Receipts	Totals
	Ticket Sales	\$6.00	25,751.46	
	Broadcasting			
	Sponsorship			
	TOTAL REVENUE (1)			25,751.46
Part B	EXPENSE ITEMS		Expenses	
	Game Officials		1919.40	
	Trophies		452.13	
	Travel for Participating Teams			
	Other Itemized Expenses approved in advance by majority vote of schools in tournament (provide separate listing or list on back of this form)		Tourn. Man. 250.00 Posters, passes, etc 318.46 gateworkers 2560.01	
	TOTAL EXPENSES (2)			5500.00
Part C	Net Profit (Part A (1) minus Part B (2) total)			20,251.46
Part D	Allowance to Host School - Maximum 15% for rental and incidental expenses unless otherwise approved by majority vote		3037.71	
Part E	Profit Subject to Division by Schools (Part C minus Part D)			17,213.75
Part F	Amount set aside for non participating schools by vote of ALL schools per Constitution Article VII, Section 2		2868.96	
Part G	Amount to be Divided Among Participating Schools (Part E minus Part F)			14,344.79

LIST BELOW INDIVIDUAL AMOUNTS FOR REGIONAL TOURNAMENT NET PROFITS FROM PART E ABOVE, NOT INCLUDING TRAVEL EXPENSES

School	Amount	School	Amount	School	Amount
KSD	318.77	Somerset	318.77	Mercer Co.	956.32
West Jessamine	318.77	Boyle Co.	318.77	Garrard Co.	1912.64
Pulaski Co.	318.77	East Jessamine	318.77	Southwestern	1912.64
Monticello	318.77	Wayne Co.	956.32	Casey Co.	2868.96
McCreary Central	318.77	Burgin	956.32	Rockcastle Co.	3825.28
Danville	318.77	Lincoln Co.	956.32		

PAID ATTENDANCE BY SESSIONS (Tickets Sold NOT money received)

BOYS		GIRLS		COMBINED	
Session	Paid	Session	Paid	Session	Paid
1		1	766		
2		2	908		
3		3	1251		
4		4	1366		
5					
6					
7					
Total		Total	4291	Total	

**** NOTE ** IF ANY OTHER PLAN FOR THE DIVISION OF TOURNAMENT RECEIPTS IS USED, A MAJORITY VOTE OF THE PARTICIPATING SCHOOLS MUST BE OBTAINED, DOCUMENTED, AND SENT TO THE KHSAA.**



KHSAA Regional Basketball Tournament Financial Report
(return one copy to KHSAA by published deadlines. File separate reports if Girls and Boys
Tournaments are held separately)

KHSAA Form BK106
Rev. 01/06

Randy Elmore
MANAGER

Pulaski Co. High School
SCHOOL

606-271-6229
DAYTIME PHONE



KHSAA Regional Basketball Tournament Financial Report
 (return one copy to KHSAA by published deadlines. File separate reports if Girls and Boys
 Tournaments are held separately)

KHSAA Form BK106
 Rev. 01/06

REGION # 13 BOYS _____ or GIRLS X HELD AT THE ARENA - CORBIN DATES 2/28-3/05, 2011

Part A	REVENUE ITEMS	Price(s)	Receipts	Totals
	Ticket Sales		25,472.00	
	Broadcasting			
	Sponsorship			
	TOTAL REVENUE (1)			25,472.00
Part B	EXPENSE ITEMS		Expenses	
	Game Officials		1900.00	
	Trophies		151.00	
	Travel for Participating Teams		988.02	
	Other Itemized Expenses approved in advance by majority vote of schools in tournament (provide separate listing or list on back of this form)		7114.61	
	TOTAL EXPENSES (2)			10,154.13
Part C	Net Profit (Part A (1) minus Part B (2) total)			15,317.87
Part D	Allowance to Host Site/THE ARENA, Corbin, KY -above 50,000		5111.92	
Part E	Profit Subject to Division by Schools (Part C minus Part D)			10,205.95
Part F	Amount set aside for all 13 th Region schools per The Arena Agreement		- 0 -	
Part G	Amount to be Divided Among Participating Schools (Part E minus Part F)			10,205.95




LIST BELOW INDIVIDUAL AMOUNTS FOR REGIONAL TOURNAMENT NET PROFITS FROM PART E ABOVE, NOT INCLUDING TRAVEL EXPENSES

School	Amount	School	Amount	School	Amount
CLAY Co.	2186.97	PINEVILLE	728.99		
CORBIN	1457.98	S. LAUREL	2186.97		
HARLAN IND	728.99				
JACKSON Co.	728.99				
KNOX CENTRAL	728.99				
MIDDLESBORD	1457.98				

PAID ATTENDANCE BY SESSIONS (Tickets Sold NOT money received)

BOYS		GIRLS		COMBINED	
Session	Paid	Session	Paid	Session	Paid
1		1	733		
2		2	876		
3		3	1214		
4		4	767		
5					
6					
7					
Total		Total	3590	Total	

**** NOTE **** IF ANY OTHER PLAN FOR THE DIVISION OF TOURNAMENT RECEIPTS IS USED, A MAJORITY VOTE OF THE PARTICIPATING SCHOOLS MUST BE OBTAINED, DOCUMENTED, AND SENT TO THE KHSAA.

MANAGER _____ SCHOOL _____ DAYTIME PHONE 606 215-0551



KHSAA Regional Basketball Tournament Financial Report
 (return one copy to KHSAA by published deadlines. File separate reports if Girls and Boys
 Tournaments are held separately)

KHSAA Form BK106
 Rev. 01/06

REGION # 13 BOYS or GIRLS _____ HELD AT THE ARENA - CORBIN DATES MAR 3-7, 2011

Part A	REVENUE ITEMS	Price(s)	Receipts	Totals
	Ticket Sales		80727.00	
	Broadcasting			
	Sponsorship			
	TOTAL REVENUE (1)			80727.00
Part B	EXPENSE ITEMS		Expenses	
	Game Officials		1900.50	
	Trophies		329.10	
	Travel for Participating Teams		829.82	
	Other Itemized Expenses approved in advance by majority vote of schools in tournament (provide separate listing or list on back of this form)		6936.52	
	TOTAL EXPENSES (2)			9995.94
Part C	Net Profit (Part A (1) minus Part B (2) total)			70731.06
Part D	Allowance to Host Site/THE ARENA, Corbin, KY -above 50,000		12,912.73	
Part E	Profit Subject to Division by Schools (Part C minus Part D)			57,818.33
Part F	Amount set aside for all 13 th Region schools per The Arena Agreement		25,500.00	
Part G	Amount to be Divided Among Participating Schools (Part E minus Part F)			32,318.33



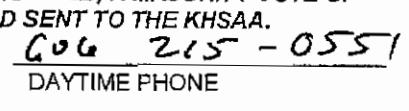
LIST BELOW INDIVIDUAL AMOUNTS FOR REGIONAL TOURNAMENT NET PROFITS FROM PART E ABOVE, NOT INCLUDING TRAVEL EXPENSES

School	Amount	School	Amount	School	Amount
BARBOURVILLE	2308.47	N. LAUREL	2308.47		
BELL Co.	6925.41	WHITLEY Co.	2308.47		
CLAY Co.	4616.94				
CORBIN	6925.41				
HARLAN Co.	2308.47				
KNOX CENTRAL	4616.94				

PAID ATTENDANCE BY SESSIONS (Tickets Sold NOT money received)

BOYS		GIRLS		COMBINED	
Session	Paid	Session	Paid	Session	Paid
1	2522				
2	2331				
3	3279				
4	2765				
5					
6					
7					
Total	10,897	Total		Total	

**** NOTE **** IF ANY OTHER PLAN FOR THE DIVISION OF TOURNAMENT RECEIPTS IS USED, A MAJORITY VOTE OF THE PARTICIPATING SCHOOLS MUST BE OBTAINED, DOCUMENTED, AND SENT TO THE KHSAA.

MANAGER SCHOOL DAYTIME PHONE

The Arena-City of Corbin
Event Settlement
13th Region Tournament
February 28 - March 7, 2011

	# of Tickets	Amount
<u>Ticket Sales</u>		
Gross Ticket Sales	14,318	\$ 104,849.00
Tickets paid by WCHS	122	1,350.00
Comps	1527	
<u>Total Ticket Sales</u>	<u>15,967</u>	<u>\$ 106,199.00</u>
<u>Less Taxes/Fees</u>		
Sales Tax - Exempt per Revenue Cabinet		\$ -
<u>Net Ticket Sales</u>		<u>\$ 106,199.00</u>

<u>Expenses:</u>	Total
Guarantee	\$ 50,000.00
Referees	\$ 3,801.00
Cheer Judges/Trophies	\$ 978.20
Travel Expenses - Teams	\$ 1,817.84
Travel Expenses - Tournament Manager	\$ 500.00
Tournament Manager	\$ 400.00
13th Region Staff	\$ 3,800.00
Outside Expenses	\$ 391.41
Arena Staff	\$ 7,845.50
Box Office Credit Card Fees	3% 20,537.00 \$ 616.11
<u>Total Expenses</u>	<u>\$ 70,150.06</u>
<u>Net Profit / (Loss)</u>	<u>\$ 36,048.94</u>

<u>Adjustments to 13th Region Share</u>	
The Arena Share	(18,024.47)
Guarantee	50,000.00
<u>Total Adjustments</u>	<u>31,975.53</u>
<u>Net due to / (from) 13th Region</u>	<u>\$ 68,024.47</u>

Arena Approval _____ Date _____

Host School Approval _____ Date _____



KHSAA Regional Basketball Tournament Financial Report
 (return one copy to KHSAA by published deadlines. File separate reports if Girls and Boys
 Tournaments are held separately)

KHSAA Form BK106
Rev. 01/06

REGION # 14 BOYS X or GIRLS _____ HELD AT Memorial Gym (Hazard H.S.) DATES March 2,3,7,8

Part A	REVENUE ITEMS	Price(s)	Receipts	Totals
	Ticket Sales	\$5.00	\$37,250.00	
	Broadcasting			
	Sponsorship			
	TOTAL REVENUE (1)			\$37,250.00
Part B	EXPENSE ITEMS		Expenses	
	Game Officials		\$1,890.00	
	Trophies		\$503.77	
	Travel for Participating Teams			
	Other Itemized Expenses approved in advance by majority vote of schools in tournament (provide separate listing or list on back of this form)		\$4,435.46	
	TOTAL EXPENSES (2)			\$6,829.23
Part C	Net Profit (Part A (1) minus Part B (2) total)			\$30,420.77
Part D	Allowance to Host School - Maximum 15% for rental and incidental expenses unless otherwise approved by majority vote		\$4,563.17	
Part E	Profit Subject to Division by Schools (Part C minus Part D)			\$25,857.60
Part F	Amount set aside for non participating schools by vote of ALL schools per Constitution Article VII, Section 2		\$1,616.10	
Part G	Amount to be Divided Among Participating Schools (Part E minus Part F)			\$24,241.50

LIST BELOW INDIVIDUAL AMOUNTS FOR REGIONAL TOURNAMENT NET PROFITS FROM PART E ABOVE, NOT INCLUDING TRAVEL EXPENSES

School	Amount	School	Amount	School	Amount
Perry Co. Central	6464.40	Lee County	1616.10	Jackson City	202.01
Knott Co. Central	4848.30	Breathitt County	1616.10	Riverside Christian	202.01
Letcher Co. Central	3232.20	Jenkins	202.01	Powell County	202.01
Estill County	3232.20	Cordia	202.01	Owsley County	202.01
Wolfe County	1616.10	Buckhorn	202.01		
Hazard	1616.10	Leslie County	202.01		

PAID ATTENDANCE BY SESSIONS (Tickets Sold NOT money received)

BOYS		GIRLS		COMBINED	
Session	Paid	Session	Paid	Session	Paid
1	1,039				
2	1,632				
3	2,517				
4	2,262				
5					
6					
7					
Total	7,450	Total		Total	

**** NOTE ** IF ANY OTHER PLAN FOR THE DIVISION OF TOURNAMENT RECEIPTS IS USED, A MAJORITY VOTE OF THE PARTICIPATING SCHOOLS MUST BE OBTAINED, DOCUMENTED, AND SENT TO THE KHSAA.**

Allan Holland
MANAGER

Hazard High School
SCHOOL

(606) 439-1318
DAYTIME PHONE

14th Region Boys Basketball Tournament

Financial Report 2011

<u>Session</u>	<u>Revenue</u>
Session 1 – March 2	\$5,195.00
Session 2 – March 3	\$8,160.00
Session 3 – March 7	\$12,585.00
Session 4 – March 8	<u>\$11,310.00</u>
TOTAL	\$37,250.00

<u>Expenses</u>	<u>Amount</u>
Officials	\$1890.00
Game Staff	\$525.00
Security	\$900.00
Individual Trophies	\$425.07
Nets and Scorebook	\$23.11
KHSAA Team Trophy	\$78.70
Hospitality Room	\$500.00
Food for Draw	\$204.23
Facility Expenses	\$333.12
Clean Up	\$1,500.00
Ticket Printing	<u>\$450.00</u>
TOTAL	\$6,829.23

Amount to Be Shared	\$30,420.77
Host's Share (15%)	<u>\$4,563.17</u>
Amount to Be Divided Among Teams	\$25,857.60

<u>Regional Participants</u>	
Perry County Central (Champion – 4 Shares)	\$6,464.40
Knott County Central (Runner-up – 3 Shares)	\$4,848.30
Letcher County Central (Semifinalist – 2 Shares)	\$3,232.20
Estill County (Semifinalist – 2 Shares)	\$3,232.20
Wolfe County (1 Share)	\$1,616.10
Hazard (1 Share)	\$1,616.10
Lee County (1 Share)	\$1,616.10
Breathitt County (1 Share)	\$1,616.10

<u>Non-participating Schools</u>	
Jenkins, Cordia, Buckhorn, Leslie County,	\$1,616.10
Jackson City, Riverside Christian, Powell County,	
Owsley County (\$202.01 each)	
TOTAL	\$25,857.60



KHSAA Regional Basketball Tournament Financial Report
 (return one copy to KHSAA by published deadlines. File separate reports if Girls and Boys
 Tournaments are held separately)

KHSAA Form BK106
Rev. 01/06

REGION # 14 BOYS or GIRLS HELD AT Jenkins High School DATES 2/28,3/1,4, &5

Part A	REVENUE ITEMS	Price(s)	Receipts	Totals
	Ticket Sales	\$5.00	\$9,042.00	
	Broadcasting		N/A	
	Sponsorship		\$400.00	
	TOTAL REVENUE (1)			\$9,442.00
Part B	EXPENSE ITEMS		Expenses	
	Game Officials		\$2,275.00	
	Trophies		\$720.70	
	Travel for Participating Teams		N/A	
	Other Itemized Expenses approved in advance by majority vote of schools in tournament (provide separate listing or list on back of this form)		\$934.91	
	TOTAL EXPENSES (2)			\$3,930.61
Part C	Net Profit (Part A (1) minus Part B (2) total)			\$5,511.39
Part D	Allowance to Host School - Maximum 15% for rental and incidental expenses unless otherwise approved by majority vote		\$826.69	
Part E	Profit Subject to Division by Schools (Part C minus Part D)			\$4,684.70
Part F	Amount set aside for non participating schools by vote of ALL schools per Constitution Article VII, Section 2	1/16 Shares	\$292.79	
Part G	Amount to be Divided Among Participating Schools (Part E minus Part F)			\$4,391.91

LIST BELOW INDIVIDUAL AMOUNTS FOR REGIONAL TOURNAMENT NET PROFITS FROM PART E ABOVE, NOT INCLUDING TRAVEL EXPENSES

School	Amount	School	Amount	School	Amount
Perry County Central (3 + Win)	\$1171.16	Breathitt County (1 Shares)	\$292.79	Hazard	\$32.53
Leslie County (3 Shares)	\$878.37	Knott Co. Central (1 Shares)	\$292.79	Jackson City	\$32.53
Letcher Co. Central (2 Shares)	\$585.58	Cordia	\$32.53	Riverside Christian	\$32.53
Powell County (2 Shares)	\$585.58	Jenkins	\$32.53	Lee County	\$32.53
Wolfe County (1 Shares)	\$292.79	June Buchanan	\$32.53	Owsley County	\$32.53
Estill County (1 Shares)	\$292.79	Buckhorn	\$32.53		

PAID ATTENDANCE BY SESSIONS (Tickets Sold NOT money received)

BOYS		GIRLS		COMBINED	
Session	Paid	Session	Paid	Session	Paid
1		2/28/11	\$1,985.00		
2		03/01/11	\$1,510.00		
3		03/04/11	\$2,945.00		
4		03/05/11	\$2,602.00		
Total		Total	\$9,042.00	Total	

**** NOTE ** IF ANY OTHER PLAN FOR THE DIVISION OF TOURNAMENT RECEIPTS IS USED, A MAJORITY VOTE OF THE PARTICIPATING SCHOOLS MUST BE OBTAINED, DOCUMENTED, AND SENT TO THE KHSAA.**

Larry Maggard
MANAGER

Jenkins High School
SCHOOL

606-832-2180
DAYTIME PHONE

2011 14th Region Girls Basketball Tournament Expenditures

Officials

Officials		\$2,275.00
	Total	\$2,275.00

Trophies

All-Tournament	14 @ \$13.00 Each	\$182.00
All-Tournament MVP	1 @ \$20.00 Each	\$20.00
Champion Individual	20 @ \$12.00 Each	\$240.00
Runner-Up	20 @ \$10.00 Each	\$200.00
Team Runner-Up		\$78.70
	Total	\$720.70

Other

Shuttle Bus		\$157.50
T-Shirts for Officials		\$56.00
Timer		\$105.00
PA		\$105.00
Scorer		\$105.00
Film		\$140.00
Cook		\$266.41
	Total	\$934.91

Divided Shares (16 Total)

Profit Subject to Division by Schools		\$4,684.70
1 Share for each game played = 14 Shares		
1 Share for Region Champion		
1 Share for number of schools not participating in tournament	16 Shares @	\$292.79
Perry County Central (3 Shares + 1 Share)		\$1,171.16
Leslie County (3 Shares)		\$878.37
Letcher County Central (2 Shares)		\$585.58
Powell County (2 Shares)		\$585.58
Wolfe County (1 Share)		\$292.79
Estill County (1 Share)		\$292.79
Breathitt County (1 Share)		\$292.79
Knott County Central (1 Share)		\$292.79
Non-participating Teams (1 Share)		\$292.79
Cordia		\$32.53
Jenkins		\$32.53
June Buchanan		\$32.53
Buckhorn		\$32.53
Hazard		\$32.53
Jackson City		\$32.53
Riverside Christian		\$32.53
Lee County		\$32.53
Owsley County		\$32.53

2011 Girls 14th Regional Basketball Tournament Meeting
Jenkins High School Cafeteria
3:00 PM
Saturday, February 26th, 2011

1. Call To Order

- 53rd District – Knott County Central & Letcher County Central
- 54th District – Perry County Central & Leslie County
- 55th District – Breathitt County & Wolfe County
- 56th District – Estill County & Powell County

2. Future Sites (See Attachment)

3. Game Times & Admission

- Dates – Monday, February 28th; Tuesday, March 1st; Friday, March 4th; and Saturday, March 5th.
- 6:30 & 8:00 (Doors open for ticket sales 1 ½ hours before game time.)
- Championship Game – 7:00
- Admission - \$5.00 Each Night
- Coaching Cards, Officials Cards, and Administrators Cards will be honored.

4. All-Tournament Team and Trophies

- 14th Region All-Tournament Team (14 Members + MVP) – One player from each team for each game played. Winner gets MVP.
- Committee – Tournament Manager and Head Coaches from each team.
- Individual - 20 for Winner and Runner-Up

5. Game Staff

- Provided by Host School (Statistics, Security, Medical, Other)
- Scorer, Timer, and PA – \$15.00 per game

6. Financial

- State Plan – 15% of profit to Host School; 1 Share for each game played. 1 Extra Share for Regional Winner. 1 Share to be divided by Number of Schools not participating in the Regional Tournament.
- \$500.00 for host school – to help with hospitality room expenses.

- Each School participating in regional tournament to receive 10 hospitality room passes. (*Coaching Cards, Officials Cards, and Administrators Cards will be honored.*)

7. Parking

- Buses (Please let me know in advance how many buses...team, cheerleading, band, or pep) – will park in lot next to school sign...where Jenkins Independent currently parks.
- Game Officials will have reserved parking behind gym.
- Handicapped – In front of school.
- 2 Parking Passes per school.
- Reserved Parking for Media on first come, first served basis.
- Road will be closed for additional parking, traffic will be directed down Lakeside Drive.

8. Pass List (All Passes Must Enter Pass Gate)

- 25 Names on Team Pass List
- Separate List for Superintendent, Board Members, and Principal
- Band and Cheerleaders admitted in uniform on nights their team plays. (If any band member needs special accommodations, please let me know.)
- Radio Stations – Enter through pass gate. Must Pay for their own phone lines (2 Available)
- Coaching Cards, Officials Cards, and Administrators Cards will be honored.
- All media must enter through pass game. (No more than 3 people per group and 3 hospitality passes per group)

9. TV/Filming

- All games can be shown on 24 hour delay.
- JHS will provide 1 copy to each team for each game they play (next day).

10. Conduct Draw

- Rotation of Districts

2007 – 53, 54, 55, 56	2011 – 53, 54, 55, 56
2008 – 54, 55, 56, 53	2012 – 54, 55, 56, 53
2009 – 55, 56, 53, 54	2013 – 55, 56, 53, 54
2010 – 56, 53, 54, 55	2014 – 56, 53, 54, 55
- Complete Bracket

- Make Copies if Necessary

11. Other

- No Artificial Noise Makers or Balloons.
- Inclement Weather
- Collection of Eligibility Sheets
- Statistics/Team Photo Up to date?
- Practice Time Available:

Saturday, February 26th

- 1:10 – 2:40 (**Knott County Central**)
- 4:30 – 6:00 (**Perry County Central**)
- 6:05 – 7:35

Sunday, February 27th

- 1:30 – 3:00
- 3:05 – 4:35 (**Letcher County Central**)
- 4:40 – 6:10
- 6:15 – 7:45

- Larry Maggard

Email: larry.maggard@jenkins.kyschools.us

School: 606-832-2180

Fax: 606-832-2181

Cell: 606-821-8338

- Ashley Addington

Email: ashley.addington@jenkins.kyschools.us



KHSAA Regional Basketball Tournament Financial Report
 (return one copy to KHSAA by published deadlines. File separate reports if Girls and Boys
 Tournaments are held separately)

KHSAA Form BK106
Rev. 01/06

REGION # 15 BOYS X or GIRLS X HELD AT East KY Exposition Center DATES 2-28 to 3-8/11

Part A	REVENUE ITEMS	Price(s)	Receipts	Totals
	Ticket Sales	\$5 and \$6	\$81,201.00	
	Broadcasting		-0-	
	Sponsorship		\$15,813.58	
	TOTAL REVENUE (1)			\$97,014.58
Part B	EXPENSE ITEMS		Expenses	
	Game Officials		\$3916.50	
	Trophies		\$1943.08	
	Travel for Participating Teams		\$1274.00	
	Other Itemized Expenses approved in advance by majority vote of schools in tournament (provide separate listing or list on back of this form)		\$24,280.50	
	TOTAL EXPENSES (2)			\$31414.08
Part C	Net Profit (Part A (1) minus Part B (2) total)			\$65,600.50
Part D	Allowance to Host School - Maximum 15% for rental and incidental expenses unless otherwise approved by majority vote		-0-	
Part E	Profit Subject to Division by Schools (Part C minus Part D)			\$65,600.50
Part F	Amount set aside for non participating schools by vote of ALL schools per Constitution Article VII, Section 2		\$18,996.80	
Part G	Amount to be Divided Among Participating Schools (Part E minus Part F)			\$46,603.70

LIST BELOW INDIVIDUAL AMOUNTS FOR REGIONAL TOURNAMENT NET PROFITS FROM PART E ABOVE, NOT INCLUDING TRAVEL EXPENSES

School	Amount	School	Amount	School	Amount
Allen Central	4236.70	Magoffin County	4236.70	Prestonsburg	4236.70
Belfry	4236.70	Paintsville	4236.70	Shelby Valley	4236.70
Betsy Layne	4236.70	Phelps	4236.70	Sheldon Clark	4236.70
East Ridge	4236.70	Piarist	4236.70	South Floyd	4236.70
Johnson Central	4236.70	Pike Co. Central	4236.70		
Lawrence County	4236.70	Pikeville	4236.70		

PAID ATTENDANCE BY SESSIONS (Tickets Sold NOT money received)

BOYS		GIRLS		COMBINED	
Session	Paid	Session	Paid	Session	Paid
1	2536	1	1100	1	3636
2	2139	2	907	2	3046
3	3527	3	1298	3	4625
4	2694	4	775	4	3469
5					
6					
7					
Total	10896	Total	4080	Total	14976

**** NOTE ** IF ANY OTHER PLAN FOR THE DIVISION OF TOURNAMENT RECEIPTS IS USED, A MAJORITY VOTE OF THE PARTICIPATING SCHOOLS MUST BE OBTAINED, DOCUMENTED, AND SENT TO THE KHSAA.**

Keith Henry
MANAGER

Floyd County School District
SCHOOL

(606) 285-3712
DAYTIME PHONE

2007 15th Region Tournament
Mileage Reimbursements

School	Number of Games - Boys	Number of Games - Girls	Mileage per trip	Total Miles	Amount Due	Meals	Team Share	Check
Belfry High School	1	1	47	94	\$94	150	4236.70	\$4,480.70
Eastridge	0	1	52	52	\$52	75	4236.70	\$4,363.70
Shelby Valley High	3	2	25	125	\$125	375	4236.70	\$4,736.70
Betsy Layne High	2	3	28	140	\$140	375	4236.70	\$4,751.70
South Floyd	1	0	66	66	\$66	75	4236.70	\$4,377.70
Magoffin	0	2	92	184	\$184	150	4236.70	\$4,570.70
Pikeville	3	0	5	15	\$15	225	4236.70	\$4,476.70
Johnson Central	1	0	82	82	\$82	75	4236.70	\$4,393.70
Pike Co. Central	2	1	8	24	\$24	225	4236.70	\$4,485.70
Sheldon Clark	1	3	110	440	\$440	300	4236.70	\$4,976.70
Prestonsburg	0	1	52	52	\$52	75	4236.70	\$4,363.70
Totals	14	14		1274	\$1,274	2100		
Allen Central							4236.70	\$4,236.70
Lawrence County							4236.70	\$4,236.70
Phelps							4236.70	\$4,236.70
Piarist							2050.00	\$2,050.00
Paintsville							4236.70	\$4,236.70
							65600.50	\$68,974.50

15th Region High School Basketball Tournaments

2/28/11 to 3/8/11

	# of Tickets	\$\$ Amount
Gross Ticket Sales	14,976	81,201.00
Comps	976	0.00
Total Ticket Sales	15,952	81,201.00
Less: Taxes		
Sales Tax-Exempt per Revenue Cabinet		0.00
Net Ticket Sales	\$	81,201.00
Total Event Revenue		81,201.00
Expenses:		
Expo 50% of 31201		15,600.50
Referees	3916.5	0.00
Trophies	1943.08	0.00
Spirit Awards	1000	0.00
Travel Expense	1274	0.00
Cost of meals (pizzas \$25 per team per game)	2800	0.00
Boys&Girls Championship Money	2000	0.00
Guarantee to 15th Region		
Sound Technician	600	0.00
15th Region Tournament Staff	2280	0.00
Hospitality passes \$25 & tickets 160x7 to CTB 20		0.00
Advertising		0.00
Expenses paid with Sponsorship	15813.58	
Total Expenses		15,600.50
Net Due to / (from) Promoter		65,600.50
Adjustments to Promoter Share :		
EKEC Share	15600.5	
Guarantee	50,000	
Net Due to / (from) Promoter		65,600.50

2007 15th Region Tournament
Mileage Reimbursements

School	Number of Games - Boys	Number of Games - Girls	Mileage per trip	Total Miles	Amount Due
Belfry High School	1	1	47	94	\$94
Eastridge	0	1	52	52	\$52
Shelby Valley High	3	2	25	125	\$125
Betsy Layne High	2	3	28	140	\$140
South Floyd	1	0	66	66	\$66
Magoffin	0	2	92	184	\$184
Pikeville	3	0	5	15	\$15
Johnson Central	1	0	82	82	\$82
Pike Co. Central	2	1	8	24	\$24
Sheldon Clark	1	3	110	440	\$440
Prestonsburg	0	1	52	52	\$52
Totals	14	14		1274	\$1,274

2007 15th Region Tournament
 Mileage Reimbursements

School	Number of Games - Boys	Number of Games - Girls	Mileage per trip	Total Miles	Amount Due	Meals	Team Share	Check
Belfry High School	1	1	47	94	\$94	150	4236.70	\$4,480.70
Eastridge	0	1	52	52	\$52	75	4236.70	\$4,363.70
Shelby Valley High	3	2	25	125	\$125	375	4236.70	\$4,736.70
Betsy Layne High	2	3	28	140	\$140	375	4236.70	\$4,751.70
South Floyd	1	0	66	66	\$66	75	4236.70	\$4,377.70
Magoffin	0	2	92	184	\$184	150	4236.70	\$4,570.70
Pikeville	3	0	5	15	\$15	150	4236.70	\$4,401.70
Johnson Central	1	0	82	82	\$82	75	4236.70	\$4,393.70
Pike Co. Central	2	1	8	24	\$24	300	4236.70	\$4,560.70
Sheldon Clark	1	3	110	440	\$440	300	4236.70	\$4,976.70
Prestonsburg	0	1	52	52	\$52	75	4236.70	\$4,363.70
Totals	14	14		1274	\$1,274	2100		
Allen Central							4236.70	\$4,236.70
Lawrence County							4236.70	\$4,236.70
Phelps							4236.70	\$4,236.70
Piarist							2050.00	\$2,050.00
Paintsville							4236.70	\$4,236.70
							65600.50	\$68,974.50



KHSAA Regional Basketball Tournament Financial Report
 (return one copy to KHSAA by published deadlines. File separate reports if Girls and Boys
 Tournaments are held separately)

KHSAA Form BK106
Rev. 01/06

REGION # 16 BOYS X or GIRLS _____ HELD AT Morehead State University 2011 DATES March 1,2,4,7

Part A	REVENUE ITEMS	Price(s)	Receipts	Totals
	Ticket Sales	\$5, \$7	48550	
	Broadcasting		680	
	Sponsorship		0	
	TOTAL REVENUE (1)			49,230
Part B	EXPENSE ITEMS		Expenses	
	Game Officials		1806	
	Trophies		633.50	
	Travel for Participating Teams		1880	
	Other Itemized Expenses approved by majority vote of schools in tournament (provide separate listing or list on back of this form)		4023.60	
	TOTAL EXPENSES (2)			8343.10
Part C	Net Profit (Part A (1) minus Part B (2) total)			40,886.90
Part D	Allowance to Host School - Maximum 15% for rental and incidental expenses unless otherwise approved by majority vote		6133.04	
Part E	Profit Subject to Division by Schools (Part C minus Part D)			34753.86
Part F	Amount set aside for non participating schools by vote of ALL schools per Constitution Article VII, Section 2		0	
Part G	Amount to be Divided Among Participating Schools (Part E minus Part F)			34753.86

LIST BELOW INDIVIDUAL AMOUNTS FOR REGIONAL TOURNAMENT NET PROFITS FROM PART E ABOVE, NOT INCLUDING TRAVEL EXPENSES

School	Amount	School	Amount	School	Amount
Ashland	4109.23	Lewis	4109.23		
West Carter	4109.23	Rowan	4109.23		
Elliott Co.	4109.23				
Boyd Co.	4109.23				
Fleming Co	4109.23				
Russell	4109.23				

PAID ATTENDANCE BY SESSIONS (Tickets Sold NOT money received)

BOYS		GIRLS		COMBINED	
Session	Paid	Session	Paid	Session	Paid
1	2324				
2	1242				
3	2915				
4	1942				
5					
6					
7					
Total	8423	Total		Total	

**** NOTE ** IF ANY OTHER PLAN FOR THE DIVISION OF TOURNAMENT RECEIPTS IS USED, A MAJORITY VOTE OF THE PARTICIPATING SCHOOLS MUST BE OBTAINED, DOCUMENTED, AND SENT TO THE KHSAA.**

Jeffrey Liles
MANAGER

MSU
SCHOOL

606-783-2555
DAYTIME PHONE



KHSAA Regional Basketball Tournament Financial Report
 (return one copy to KHSAA by published deadlines. File separate reports if Girls and Boys
 Tournaments are held separately)

KHSAA Form BK106
Rev. 01/06

REGION # 16 BOYS _____ or GIRLS x HELD AT Morehead State University 2011 DATES 2/28;3/3;3/5

Part A	REVENUE ITEMS	Price(s)	Receipts	Totals
	Ticket Sales	\$5, \$7	20365	
	Broadcasting		370	
	Sponsorship		0	
	TOTAL REVENUE (1)			20735
Part B	EXPENSE ITEMS		Expenses	
	Game Officials		1886.50	
	Trophies		633.50	
	Travel for Participating Teams		968	
	Other Itemized Expenses approved by majority vote of schools in tournament (provide separate listing or list on back of this form)		3243.14	
	TOTAL EXPENSES (2)			6731.14
Part C	Net Profit (Part A (1) minus Part B (2) total)			14003.86
Part D	Allowance to Host School - Maximum 15% for rental and incidental expenses unless otherwise approved by majority vote		2100.58	
Part E	Profit Subject to Division by Schools (Part C minus Part D)			11903.28
Part F	Amount set aside for non participating schools by vote of ALL schools per Constitution Article VII, Section 2		0	
Part G	Amount to be Divided Among Participating Schools (Part E minus Part F)			11903.28

LIST BELOW INDIVIDUAL AMOUNTS FOR REGIONAL TOURNAMENT NET PROFITS FROM PART E ABOVE, NOT INCLUDING TRAVEL EXPENSES

School	Amount	School	Amount	School	Amount
Ashland	1366.91	Greenup Co	1366.91		
Boyd Co.	1366.91	Lewis Co	1366.91		
West Carter	1366.91				
Fleming Co.	1366.91				
East Carter	1366.91				
Rowan Co.	1366.91				

PAID ATTENDANCE BY SESSIONS (Tickets Sold NOT money received)

BOYS		GIRLS		COMBINED	
Session	Paid	Session	Paid	Session	Paid
1			1933		
2			963		
3			829		
4					
5					
6					
7					
Total		Total	3725	Total	

**** NOTE ** IF ANY OTHER PLAN FOR THE DIVISION OF TOURNAMENT RECEIPTS IS USED, A MAJORITY VOTE OF THE PARTICIPATING SCHOOLS MUST BE OBTAINED, DOCUMENTED, AND SENT TO THE KHSAA.**

Jeffrey Liles
MANAGER

MSU
SCHOOL

606-783-2555
DAYTIME PHONE